



**Ministry of Finance
Bureau of Budget & Planning
Office of Planning & Statistics**

P. O. Box 6011, Melekeok, Republic of Palau 96939
Tel. (680) 767-1269/1270 Fax. (680) 767-5642

Email: ops@palaugov.org ; Web address: <http://www.palaugov.org/budgetandplanning>

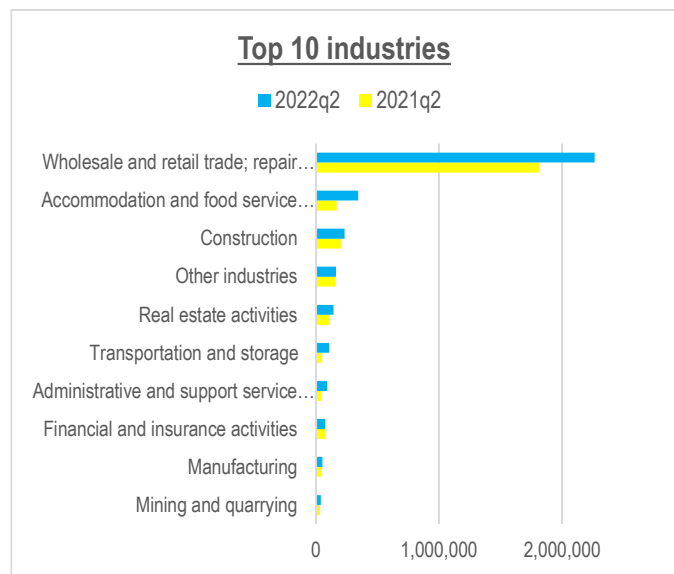
JUNE 2022 QTR KEY FIGURES

INDUSTRY	Total BGRT 2 nd Qtr 2021 (\$)	Total BGRT 2 nd Qtr 2022 (\$)	%Change	Total Number of BGRT Non-filers 2nd Qtr 2021	Total Number of BGRT Non-filers 2nd Qtr 2022
Agriculture and forestry	3,813	4,085	7.1	5	4
Fisheries	6,750	7,752	14.9	8	8
Mining and quarrying	32,066	40,012	24.8	-	-
Manufacturing	47,156	51,304	8.8	7	7
Construction	201,643	23,1502	14.8	34	31
Wholesale & retail trade; repair of motor vehicles and motorcycles	1,816,147	2,264,847	24.7	35	66
Transportation and storage	49,975	105,934	112.0	20	22
Accommodation and food service activities	167,061	343,690	105.7	29	34
Financial and insurance activities	72,768	76,007	4.5	1	6
Real estate activities	107,478	142,617	32.7	42	50
Professional, scientific and technical activities	43,816	31,645	-27.8	22	30
Administrative and support service activities	41,100	91,487	122.6	23	34
Other service activities	20,128	31,716	57.6	51	49
Other industries	159,494	162,955	2.2	38	56
TOTAL	2,769,396	3,585,560	29.5	315	397

Source: Bureau of Rev. & Tax, MOF and Bureau of Budget & Planning, MOF

JUNE 2022 QTR KEY POINTS

- Total BGRT collected this quarter increased by 29.5% compared to the same quarter last year.
- All industries performed well this quarter except for Professional, scientific and technical activities.
- Among all the increases, Administrative and support service activities realized the largest percentage increase of 122.6% over the same period last year. This was likely attributable to the resumption of tourism related tour activities.
- Other tourism related industries including the Transportation and storage, Accommodation and food service activities and Wholesale & retail trade all showed positive performance over last year.
- BGRT Non-filers increased by 82 as compared to the same period last year. Industry that showed the highest number of non-filers was the Wholesale and retail trade.
- Other industries include Water supply; sewerage, waste management and remediation activities, Information and Communication; Education; Human Health and Social Work; and Arts, Entertainment and Recreation.





**Ministry of Finance
Bureau of Budget & Planning
Office of Planning & Statistics**

P. O. Box 6011, Melekeok, Republic of Palau 96939
Tel. (680) 767-1269/1270 Fax. (680) 767-5642

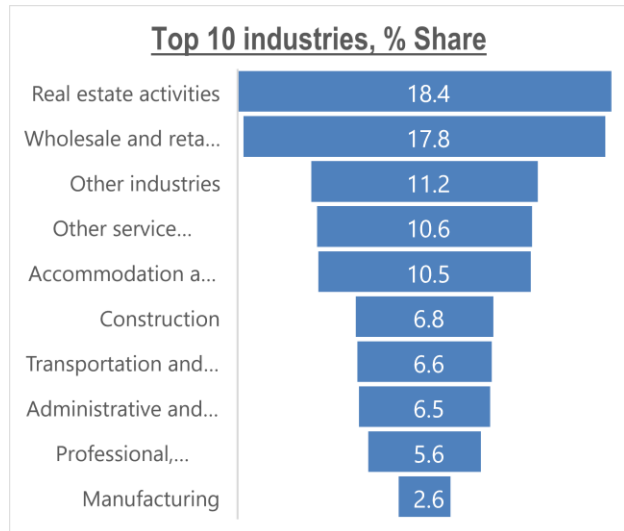
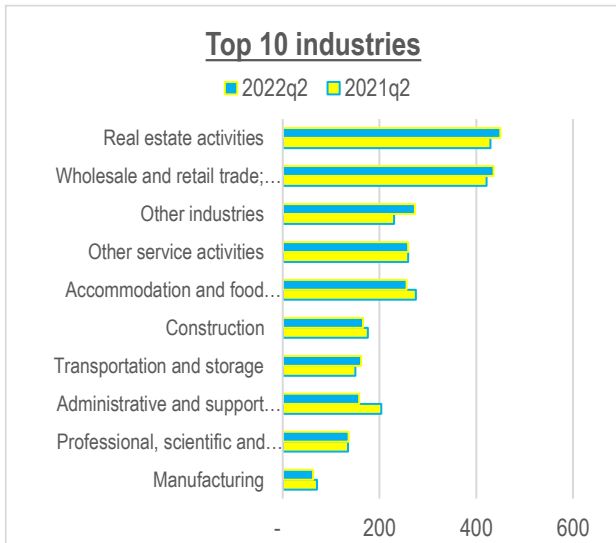
Email: ops@palaugov.org Web address: <http://www.palaugov.org/budgetandplanning/>

JUNE 2022 QTR KEY FIGURES

INDUSTRY	Total Registered Business License 2021	Total Registered Business License 2022	% Change
Agriculture and forestry	37	41	10.8
Fisheries	34	29	-14.7
Mining and quarrying	16	14	-12.5
Manufacturing	71	63	-11.3
Construction	176	166	-5.7
Wholesale and retail trade	421	436	3.6
Transportation and storage	150	162	8.0
Accommodation and food service activities	275	256	-6.9
Real estate activities	429	450	4.9
Professional, scientific & technical activities	135	136	0.7
Administrative and support service activities	204	158	-22.5
Other service activities	259	259	-
Other Industries	230	273	18.7
Total	2,437	2,443	0.2

Source: Division of Rev. & Tax, MOF and Bureau of Budget & Planning, MOF

JUNE 2022 QTR KEY POINTS



- Business Licenses must be renewed by December 31st of each year to avoid penalty and interest fees. The table above shows the cumulative number of business licenses issued for year 2021 and 2022 for the respective quarter.
- To date, there have been a total of 2,443 licenses, an increase of 6 or 0.2% issued for business year 2022.
- Among the top 10 industries, Real estate activities is the largest industry with a percentage share of about 18.4%.
- Wholesale and retail trade industry comes in second at 17.8%, followed by Other industries at 11.2%.
- These three industries combined makes up about 47.4% of the overall count of business licenses issued this year.
- Other industries include Information and Communication, Financial and insurance activities, Education, Human Health and Social Work, Arts, Entertainment and Recreation, and Public administration and defense; compulsory social security; and Water; sewerage, waste management and remediation activities.

For more information contact Office of Planning & Statistics at 767-1269/1270 or Email to ops@palaugov.org



**Ministry of Finance
Bureau of Budget & Planning
Office of Planning & Statistics**

P. O. Box 6011, Melekeok, Republic of Palau 96939
Tel. (680) 767-1269/1270 Fax. (680) 767-5642

Email: ops@palaugov.org ; Web address: <http://www.palaugov.org/budgetandplanning/>

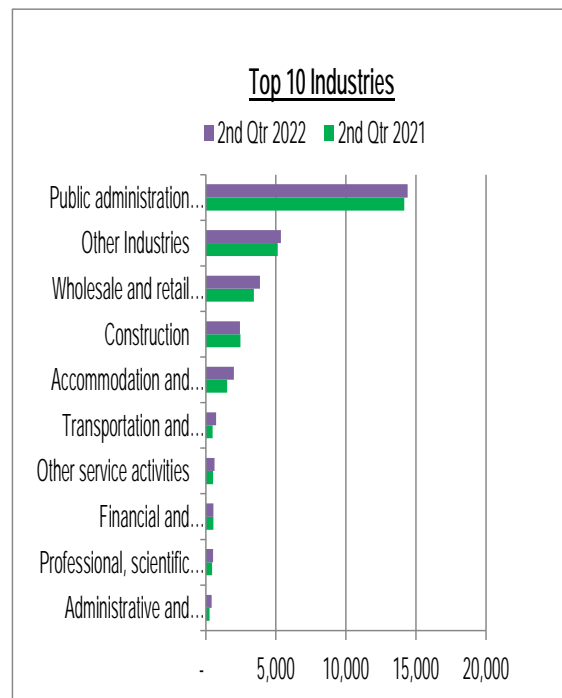
JUNE 2022 FIGURES

INDUSTRY	Total Wages 2 nd Qtr 2021 (in USD'000)	Total Wages 2 nd Qtr 2022 (in USD'000)	% Change
Agriculture	101	96	-5.0
Fisheries	79	92	15.7
Mining and quarrying	181	213	17.8
Manufacturing	239	266	11.4
Construction	2,482	2,443	-1.6
Wholesale and retail trade	3,420	3,862	12.9
Transportation and storage	492	739	50.2
Accommodation and food service activities	1,518	2,005	32.0
Financial and insurance activities	544	544	0.0
Professional, scientific and technical activities	453	516	14.0
Real estate activities	310	329	5.9
Administrative and support service activities	277	411	48.7
Public administration and defence	14,175	14,410	1.7
Other service activities	524	612	16.7
Other Industries	4,816	5,033	4.5
TOTAL	29,613	31,571	6.6

Source: Social Security Administration; Bureau of Budget & Planning, MOF

JUNE 2022 KEY POINTS

- Overall wages collected this quarter increased by 6.6% compared to the same period last year.
- Tourism related industries such as Accommodation & food service activities, Transportation & storage and Administrative & support service activities all experienced positive growth, mainly driven by the increase in visitor arrivals. This is likely associated with the Our Ocean Conference as well as the presence of the US military personnel.
- Conversely, Industries that declined this quarter include Agriculture & forestry and Construction.
- Other Industries include Electricity, gas, steam and air conditioning supply, Water supply; sewerage, waste management and remediation activities, Information and communication, Education, Human health and social work activities, Arts, entertainment and recreation, Activities of household as employers, undifferentiated goods- and services-producing activities of households for own use, and Activities of extraterritorial organizations and bodies.





**Ministry of Finance
Bureau of Budget & Planning
Office of Planning & Statistics**

P. O. Box 6011, Melekeok, Republic of Palau 96939
Tel. (680) 767-1269/1270 Fax. (680) 767-5642

Email: ops@palaugov.org ; Web address: <http://www.palaugov.org/budgetandplanning/>

JUNE 2022 QTR KEY FIGURES

INDUSTRY	Average Employed 2 nd Qtr 2021	Average Employed 2 nd Qtr 2022	% Change
Agriculture and forestry	118	107	-9.3
Fisheries	33	35	6.1
Mining and quarrying	55	60	9.1
Manufacturing	131	136	3.8
Construction	1,001	993	-0.8
Wholesale and retail trade	1,519	1,600	5.4
Transportation and storage	246	314	27.6
Accommodation and food service activities	1,075	1,094	1.8
Financial and insurance activities	84	89	6.4
Professional, scientific and technical activities	121	129	6.6
Real estate activities	187	186	-0.7
Administrative & support service activities	175	210	20.0
Public administration and defence	3,165	3,172	0.2
Other service activities	281	299	6.4
Other Industries	1,520	1,521	0.1
TOTAL	9,709	9,944	2.4

Source: Social Security Administration and Bureau of Budget & Planning, MOF

JUNE 2022 QTR KEY POINTS

- Quarterly employment numbers are derived by averaging total number of people filing returns at the end of the quarter. Industry employment counts are classified based on the business activity as disclosed on their Social Security activity description.
- Overall, the total average employment increased by 2.4% compared to the same period last year.
- Accommodation & food service activities, Transportation & storage and Administrative & support service activities all showed positive growth over the same period last year. This is likely driven by the resumption of tourism related activities such as rock island and babeldaob tours, restaurants and hotels.
- Conversely, Industries that declined this quarter includes Agriculture & forestry, Construction & Real estate activities.
- Other Industries include Electricity, gas, steam and air conditioning supply, Water supply; sewerage, waste management and remediation activities, Information and communication, Education, Human health and social work activities, Arts, entertainment and recreation, Activities of household as employers, undifferentiated goods- and services-producing activities of households for own use, and Activities of extraterritorial organizations and bodies.

