



**Ministry of Finance
Bureau of Budget & Planning
Office of Planning & Statistics**

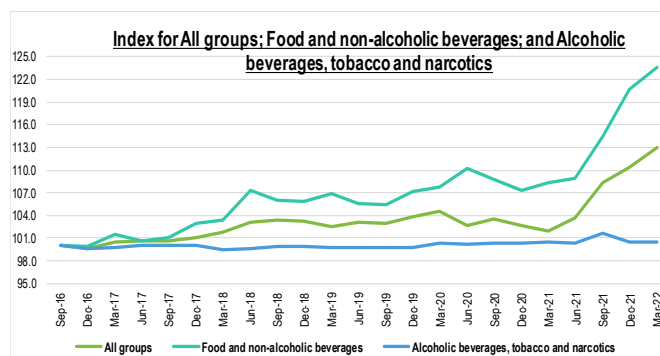
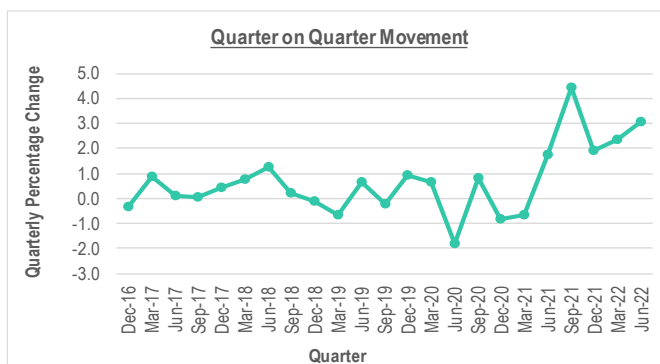
P. O. Box 6011, Melekeok, Republic of Palau 96939
Tel. (680) 767-1269/1270 Fax. (680) 767-5642

Email: ops@palau.gov.org ; Web address: <http://www.palau.gov.org/budgetandplanning/>

JUNE 2022 QTR KEY FIGURES

Major Groups	QTR on QTR % Change	YR on YR % Change
Food & non-alcoholic beverages	1.3	14.8
Alcoholic beverages, tobacco & narcotics	0.4	0.5
Clothing & Footwear	2.3	6.8
Housing, water, electricity, gas, and other fuels	5.3	31.2
Furnishings, household equipment, and routine household maintenance	2.6	8.9
Health	1.4	-0.6
Transport	13.8	23.6
Communication	0.1	0.1
Recreation and Culture	0.1	3.9
Education	0.0	9.9
Restaurants and Hotels	-27.2	-25.6
Miscellaneous goods and services	0.9	0.3
ALL GROUPS	3.1	12.3

Source: Bureau of Budget & Planning, MOF



JUNE 2022 QTR KEY POINTS

- All groups saw an increase of 3.1% over the last quarter. Groups that showed significant increases were Transport group, Housing, water, electricity, gas, & other fuels group, Furnishings, household equipment, and routine household maintenance group and Clothing and footwear group at 13.8%, 5.3%, 2.6%, and 2.3%, respectively. These changes were mainly due to price increases in fuel products, utilities, house appliances, and school uniforms. On the other hand, the only group that saw a decline was Restaurant and hotels group at -27.2%. The remaining groups saw little or no change this quarter.
- The significant annual increase of 12.3% for the last 12 months was largely due to the Housing, water, electricity, gas, & other fuels group, Transport group, Food & non-alcoholic beverages group, Education group, Furnishings, household equipment, and routine household maintenance group, and Clothing and footwear group at 31.2%, 23.6%, 14.8%, 9.9%, 8.9%, and 6.8%, respectively. Items that contributed the most to these groups' increases include electricity, fuel products, rice, beef, milk, eggs, school uniforms, and house appliances. Conversely, groups that saw a decline include Restaurants and hotels group and Health group at -25.6% and -0.6%, respectively. The remaining groups saw little or no annual price change this quarter.



**Ministry of Finance
Bureau of Budget & Planning
Office of Planning & Statistics**

P. O. Box 6011, Melekeok, Republic of Palau 96939
Tel. (680) 767-1269/1270 Fax. (680) 767-5642

Email: ops@palaugov.org ; Web address: <http://www.palaugov.org/budgetandplanning>

JUNE 2022 QTR KEY FIGURES

Imports	Total FOB Value 2 nd Qtr 2021	Total FOB Value 2 nd Qtr 2022	% Change
Live Animals; animal products	2,115,901	2,002,293	-5.4
Vegetable products	1,298,734	1,589,155	22.4
Prepared foodstuffs, beverages, spirits & tobacco	3,812,459	4,838,648	26.9
Mineral products	6,632,630	12,898,886	94.5
Chemicals and allied products	2,202,628	2,015,090	-8.5
Articles of stone, plaster, cement, glass & ceramic products	755,177	381,084	-49.6
Base metals & articles thereof	1,742,028	1,823,173	4.6
Machinery & mechanical & electrical appliances & parts	4,305,854	4,792,543	11.1
Vehicles, aircraft & associated transport equipment	2,932,063	1,756,790	-40.1
Miscellaneous manufactured articles	1,119,606	1,098,859	-2.5
Other Imports	5,389,043	4,824,501	-10.6
Total	32,306,121	38,021,022	17.6

Source: Bureau of Customs & Border Protection, MOF and Bureau of Budget & Planning, MOF

Ocean Cargo Carriers' Inbound Containers

Type	Total Containers 2 nd Qtr 2021	Total Containers 2 nd Qtr 2022	% Change
20'D	307	415	35.2
40'D	202	253	25.2
20'R	18	24	33.3
40'R	42	35	-16.7
Total	569	727	27.8

Source: Division of Marine Transportation, BCD, MPIC

JUNE 2022 QTR KEY POINTS

- Overall, total imports increased by 17.6% over the same period last year.
- Mineral products saw the largest increase of 94.5%, mainly driven by the rise of fuel imports and oil products.
- Among all the groups, the largest decline was seen in the Articles of stone, plaster, cement, glass & ceramic products group. This was largely due to the imports of stone, plaster, cement, asbestos, ceramic product and glassware.
- Other imports include Animal or vegetable oils & fats, Arms and ammunition, parts & accessories thereof, Footwear, headgear, umbrellas & parts thereof, Pearls, precious & semi-precious stones & metals, Photographic & optical, medical & surgical goods & clocks/watches & musical instruments, Plastic, rubber & articles thereof, Raw hides, skins, leather articles & travel goods, Textiles & textile articles, Wood pulp, paper & paperboard & articles thereof, Wood, cork & articles thereof & plaiting material, and Works of art, collectors pieces & antiques.
- The table on the top right corner shows the number of inbound containers by size and type. The overall number increased by 27.8% over the same quarter last year.





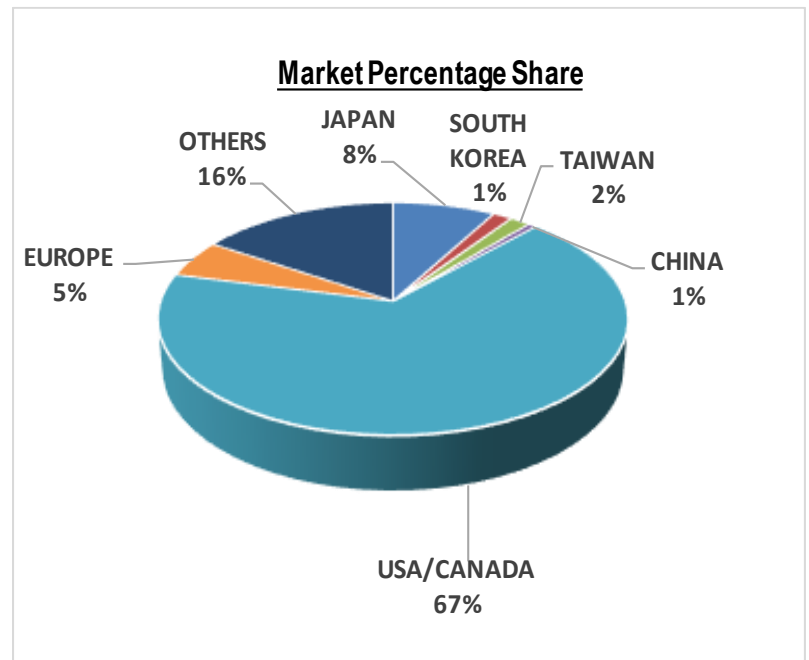
**Ministry of Finance
Bureau of Budget & Planning
Office of Planning & Statistics**

P. O. Box 6011, Melekeok, Republic of Palau 96939
Tel. (680) 767-1269/1270 Fax. (680) 767-5642

Email: ops@palaugov.org; Web address: <http://www.palaugov.pw/budgetandplanning>

JUNE 2022 QTR KEY FIGURES

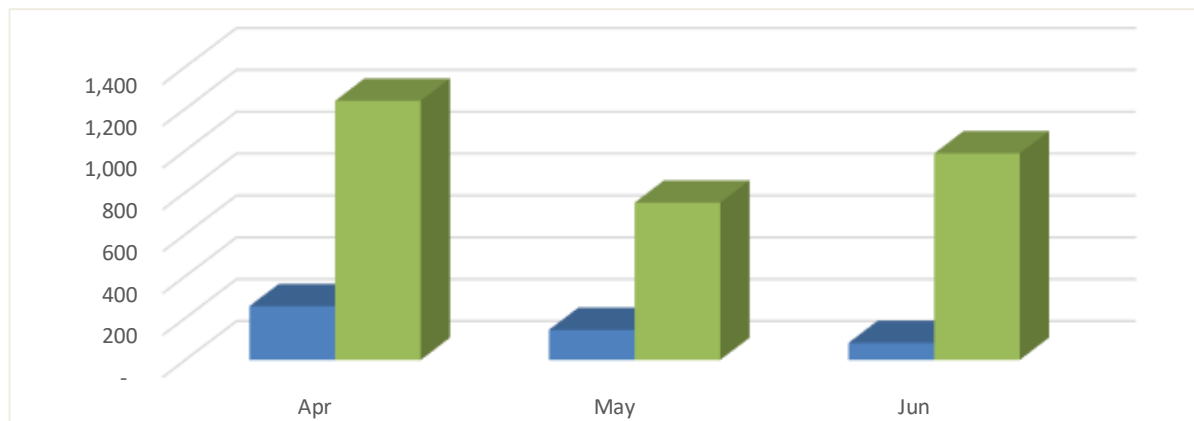
Country	Visitor Arrivals 2nd Qtr 2021	Visitor Arrivals 2nd Qtr 2022
China	-	20
Taiwan	308	48
Japan	6	243
South Korea	-	46
USA/Canada	161	1,990
Others	8	472
Europe	-	157
Total	483	2,976



Source: Bureau of Immigration and Labor, MOJ, Republic of Palau

Tourist Arrivals

■ 2021 Q2 ■ 2022 Q2



JUNE 2022 QTR KEY POINTS

- The total number of visitors this quarter was 2,976, an increase of 2,493 compared to the same quarter last year.
- This significant increase was made possible from Our Ocean Conference that was held in April.
- USA/Canada saw the most visitors with an increase of 1,829 visitors compared to the same period last year.



Ministry of Finance
Bureau of Budget & Planning
Office of Planning & Statistics

P. O. Box 6011, Melekeok, Republic of Palau 96939
Tel. (680) 767-1269/1270 Fax. (680) 767-5642

Email: ops@palaugov.org ; Web address: <http://www.palaugov.org/budgetandplanning>

JUNE 2022 QTR KEY FIGURES-FIAC

Industry	FIAC Issued 2 nd Qtr 2021	FIAC Issued 2 nd Qtr 2022
Manufacturing	-	1
Construction	1	-
Accommodation and food service activities	1	1
Other service activities	-	1
Total	2	3

Source: Foreign Investment Board, ROP

JUNE 2022 QTR KEY FIGURES-KSG

Type	Building Permits 2 nd Qtr 2021	Building Permits 2 nd Qtr 2022
Commercial	6	12
Government	5	7
Residential	12	30
Total	23	49

Source: Building & Zoning, Koror State Government

JUNE 2022 QTR KEY FIGURES-EQPB

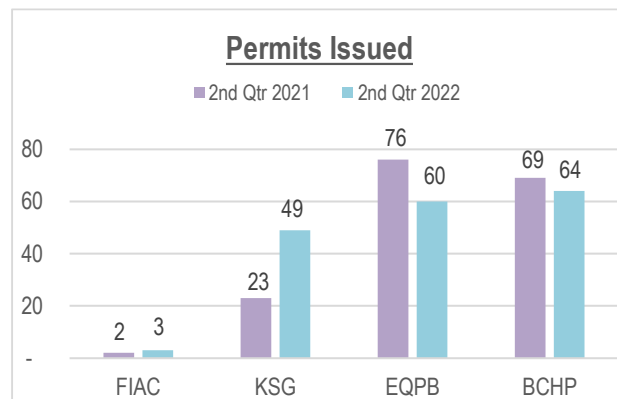
Type	Earthmoving Permits Issued 2 nd Qtr 2021	Earthmoving Permits Issued 2 nd Qtr 2022
Commercial	14	9
Government & NGOs	22	15
Residential	40	36
Total	76	60

Source: Environmental Quality Protection Board, ROP

JUNE 2022 QTR KEY FIGURES-BCHP

Type	Historical Clearance Issued 2 nd Qtr 2021	Historical Clearance Issued 2 nd Qtr 2022
Commercial	14	6
Government	17	14
Residential	38	44
Total	69	64

Source: Bureau of Cultural and Historical Preservation, MHRCTD



JUNE 2022 QTR KEY POINTS

- Overall, FIAC licenses issued this quarter increased by 1 compared to the same quarter last year. Licenses issued this quarter include 1 for Manufacturing, 1 for Accommodation and food service activities, and 1 for Other service activities.
- Building permits issued this quarter by KSG-Building & Zoning increased by 26 over the same period last year. A total of 49 building permits were issued this quarter with Residential building permits contributing the highest.
- Earthmoving permits issued for this quarter declined by 16 over the same period last year. A total of 60 earthmoving permits were issued this quarter with Residential permits contributing the highest. All of the earthmoving activities in the Republic of Palau with the exception of agricultural/funeral practices require an earthmoving permit from EQPB, whereas, building permits issued by KSG-Building & Zoning are only applicable to projects in Koror State.
- Historical Clearance issued this quarter decreased by 5 compared to the same quarter last year. A total of 64 clearance were issued this quarter with a decline in commercial and government while residential increased. Under title 19 PNC chapter 1, Historical Clearance is required for any earthmoving activity in the Republic of Palau with the exception of non-commercial farms and funeral practices.