



**Ministry of Finance
Bureau of Budget & Planning
Office of Planning & Statistics**

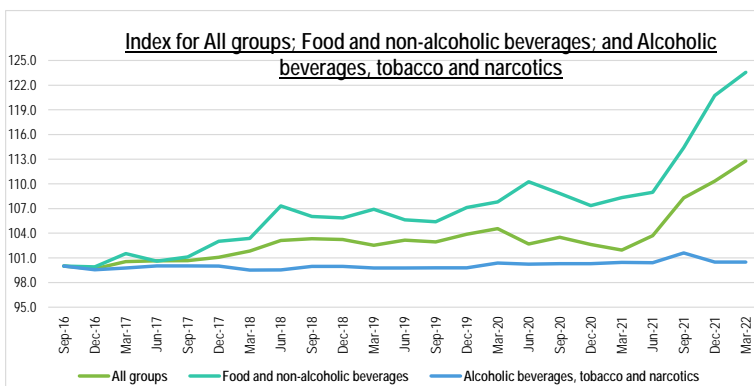
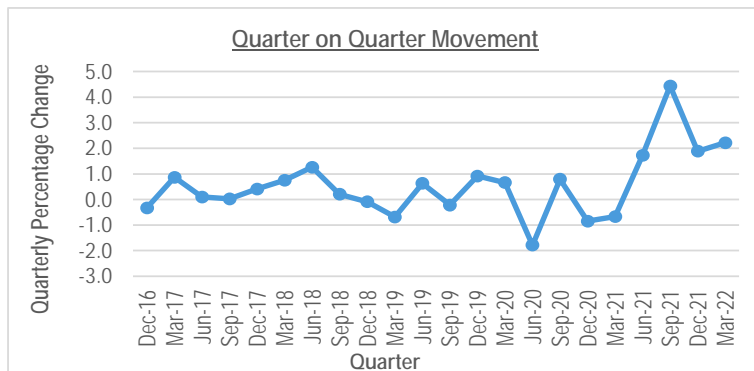
P. O. Box 6011, Melekeok, Republic of Palau 96939
Tel. (680) 767-1269/1270 Fax. (680) 767-5642

Email: ops@palaugov.org ; Web address: <http://www.palaugov.org/budgetandplanning/>

MARCH 2022 QTR KEY FIGURES

Major Groups	QTR on QTR % Change	YR on YR % Change
Food & non-alcoholic beverages	2.3	14.1
Alcoholic beverages, tobacco & narcotics	0.0	0.1
Clothing & Footwear	1.1	-4.7
Housing, water, electricity, gas, & other fuels	6.7	27.8
Furnishings, household equipment, and routine household maintenance	2.3	2.8
Health	0.0	-1.9
Transport	2.6	18.8
Communication	0.0	0.0
Recreation and Culture	0.0	4.4
Education	0.0	9.0
Restaurants and Hotels	1.0	2.1
Miscellaneous goods & services	-0.1	0.8
ALL GROUPS	2.2	10.6

Source: Bureau of Budget & Planning, MOF



MARCH 2022 QTR KEY POINTS

- All groups saw an increase of 2.2% over the last quarter. Groups that showed significant increases were Housing, water, electricity, gas, & other fuels group at 6.7%, Transport group at 2.6%, and Food & non-alcoholic beverages and Furnishings, household equipment, & routine household maintenance group both at 2.3%. Items that contributed the most to these increases include the price change in electricity, airline ticket and rice. The only group that experienced decline was Miscellaneous goods & services group at -0.1%. Items that contributed to the declines included hygiene products. The remaining groups saw little or no change this quarter. Overall, prices remained constant with last quarter in respect to their perspective weights in the CPI basket.
- The annual increase of 10.6% for the last 12 months was largely driven by Housing, water, electricity, gas, & other fuels group at 27.8%, Transport group at 18.8%, and Food & non-alcoholic beverages group at 14.1%. Items that contributed the most to these groups' change includes the price increase in electricity, plywood, LP gas, fuel, air travel ticket, beef, pork, chicken, and vegetables. On the other hand, Clothing & footwear group and Health group both saw decline of -4.7% and -1.9% respectively; mainly due to price change of laundry services and pharmaceutical products. The remaining groups saw little or no annual price change this quarter.



**Ministry of Finance
Bureau of Budget & Planning
Office of Planning & Statistics**

P. O. Box 6011, Melekeok, Republic of Palau 96939
Tel. (680) 767-1269/1270 Fax. (680) 767-5642

Email: ops@palaugov.org ; Web address: <http://www.palaugov.org/budgetandplanning>

MARCH 2022 QTR KEY FIGURES

Imports	Total FOB Value 1st Qtr. 2021	Total FOB Value 1st Qtr. 2022	% Change
Live Animals; animal products	1,531,290	2,562,156	67.3
Vegetable products	1,307,765	1,760,464	34.6
Prepared foodstuffs, beverages, spirits & tobacco	3,919,629	4,707,161	20.1
Mineral products	3,361,671	10,135,557	201.5
Chemicals and allied products	2,167,209	2,487,191	14.8
Articles of stone, plaster, cement, glass & ceramic products	154,869	200,747	29.6
Base metals & articles thereof	1,484,218	2,619,813	76.5
Machinery & mechanical & electrical appliances & parts	3,987,698	4,818,687	20.8
Vehicles, aircraft & associated transport equipment	1,818,126	3,811,084	109.6
Miscellaneous manufactured articles	1,301,501	1,160,798	-10.8
Other Imports	3,639,996	4,864,753	33.6
Total	24,673,972	39,128,412	58.6

Source: Bureau of Customs & Border Protection, MOF and Bureau of Budget & Planning, MOF

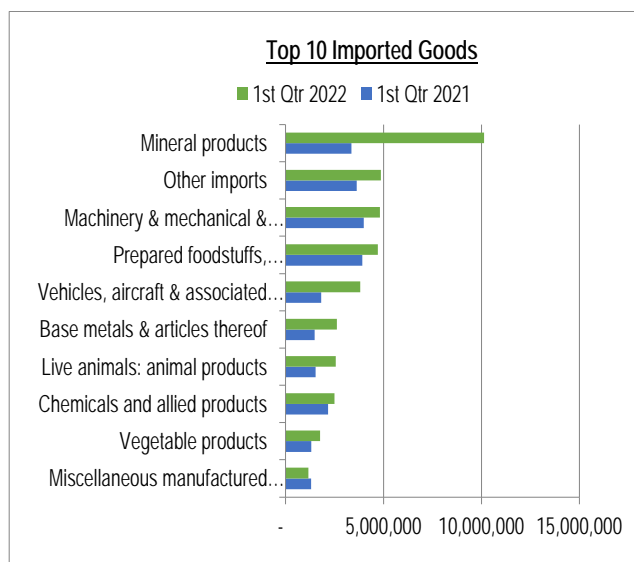
Ocean Cargo Carriers' Inbound Containers

Type	Total Containers 1st Qtr. 2021	Total Containers 1st Qtr. 2022	% Change
20'D	330	288	-12.7
40'D	195	188	-3.6
20'R	23	20	-13.0
40'R	34	37	8.8
Total	582	533	-8.4

Source: Division of Marine Transportation, BCD, MPIIC

MARCH 2022 QTR KEY POINTS

- Overall, total imports saw an increase of 58.6% over the same period of last year.
- Mineral products showed a significant increase of 201.5% largely driven by the increased volume of fuel imports.
- Vehicles, aircraft & associated transport equipment also experienced positive growth of 109.6% mainly due to large import of fishing vessels, floating docks & parts, vehicles, and tractor trucks.
- Conversely, Miscellaneous manufactured articles showed a decline of 10.8% associated with the low imports of furniture; beddings & mattresses.
- Other imports include Animal or vegetable oils & fats, Arms and ammunition, parts & accessories thereof, Footwear, headgear, umbrellas & parts thereof, Pearls, precious & semi-precious stones & metals, Photographic & optical, medical & surgical goods & clocks/watches & musical instruments, Plastic, rubber & articles thereof, Raw hides, skins, leather articles & travel goods, Textiles & textile articles, Wood pulp, paper & paperboard & articles thereof, Wood, cork & articles thereof & plaiting material, and Works of art, collector's pieces & antiques.
- The table on the top right corner shows the number of inbound containers by size and type. The overall number declined by 8.4% over the same quarter last year.



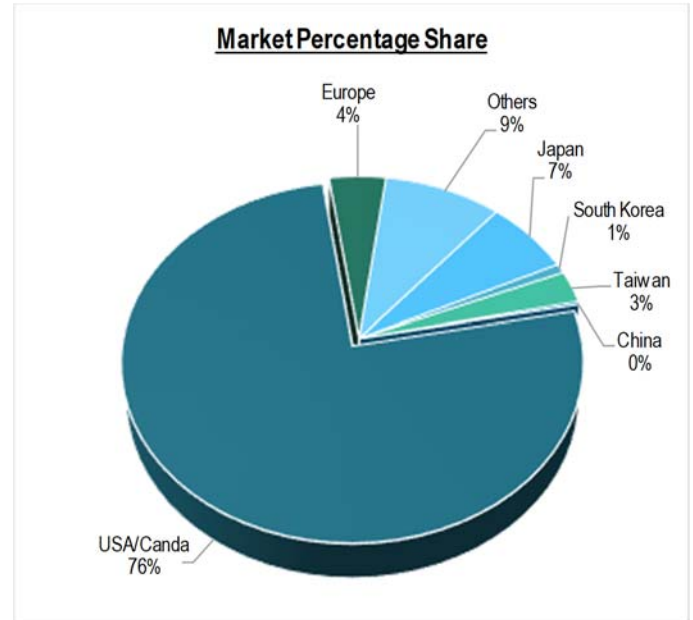


Ministry of Finance
Bureau of Budget & Planning
Office of Planning & Statistics

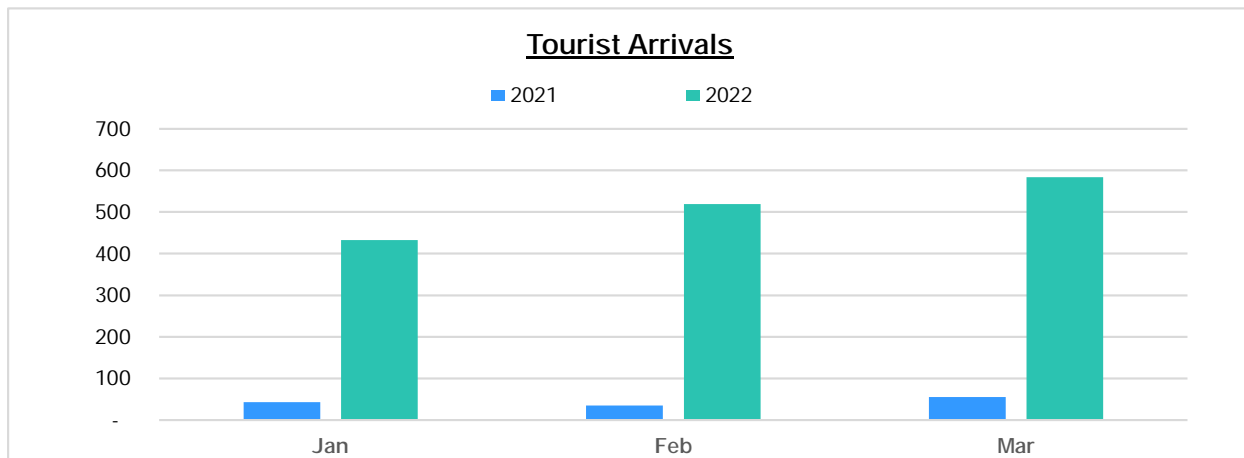
P. O. Box 6011, Melekeok, Republic of Palau 96939
 Tel. (680) 767-1269/1270 Fax. (680) 767-5642

Email: ops@palaugov.org; Web address: <http://www.palaugov.pw/budgetandplanning>

MARCH 2022 QTR KEY FIGURES		
Country	Visitor Arrivals 1st Qtr 2021	Visitor Arrivals 1st Qtr 2022
Japan	9	104
South Korea	0	13
Taiwan	27	44
China	1	4
USA/ Canada	80	1,165
Europe	1	67
Others	15	139
Total	133	1,536



Source: Bureau of Immigration and Labor, MOJ, Republic of Palau



MARCH 2022 QTR KEY POINTS

- The total number of visitors this quarter was 1,536, an increase of 1,403; a significant increase compared to the same quarter last year.
- This quarter began with a promising increase from opening up our borders compared to the same period last year.
- All country groups saw a positive growth as we eased up some of our pandemic travel restrictions.
- USA/ Canada group saw the most visitors at 76% of market share. This is likely associated with the twice a week flights from Guam.
- Followed by Others group and Japan group both experienced positive increases compared to the same period last year.
- All remaining groups experienced a slight increase although, travel restrictions remained fully enforced at their travel of origin.

For more information contact Office of Planning & Statistics at 767-1269/1270 or Email to ops@palaugov.org



Ministry of Finance
Bureau of Budget & Planning
Office of Planning & Statistics

P. O. Box 6011, Melekeok, Republic of Palau 96939

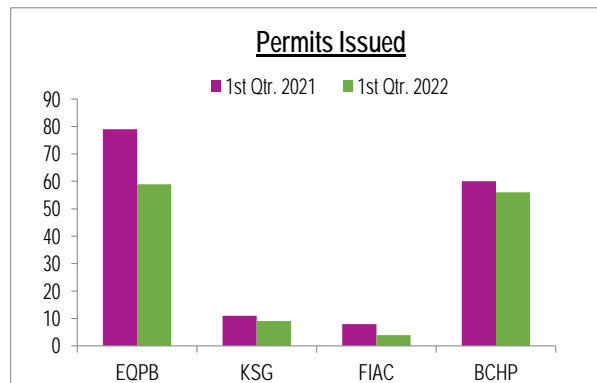
Tel. (680) 767-1269/1270 Fax. (680) 767-5642

Email: ops@palaugov.org ; Web address: <http://www.palaugov.org/budgetandplanning>

MARCH 2022 QTR KEY FIGURES-FIAC

Industry	FIAC Issued 1st Qtr. 2021	FIAC Issued 1st Qtr. 2022
Agriculture and forestry	-	1
Construction	-	1
Wholesale and retail trade; repair of motor vehicles and motorcycles	1	-
Transportation and storage	-	1
Real estate activities	3	-
Professional, scientific and technical activities	1	-
Arts, entertainment and recreation	3	1
Total	8	4

Source: Foreign Investment Board, ROP



MARCH 2022 QTR KEY FIGURES-KSG

Type	Building Permits 1st Qtr. 2021	Building Permits 1st Qtr. 2022
Commercial	4	3
Government	1	1
Residential	8	5
Total	13	9

Source: Building & Zoning, Koror State Government

MARCH 2022 QTR KEY FIGURES-EQPB

Type	Earthmoving Permits Issued 1st Qtr. 2021	Earthmoving Permits Issued 1st Qtr. 2022
Commercial	9	7
Government & NGO's	20	11
Residential	50	41
Total	79	59

Source: Environmental Quality Protection Board, ROP

MARCH 2022 QTR KEY FIGURES-BCHP

Type	Historical Clearance Issued 1st Qtr. 2021	Historical Clearance Issued 1st Qtr. 2022
Commercial	10	4
Government	17	11
Residential	33	41
Total	60	56

Source: Bureau of Cultural and Historical Preservation, MHRCTD

MARCH 2022 QTR KEY POINTS

- Overall, FIAC licenses issued this quarter declined by 4 compared to the same quarter last year. There were 4 new licenses issued this quarter for Agriculture & forestry, Construction, Transportation & storage and Arts, entertainment & recreation.
- Building permits issued this quarter by KSG-Building & Zoning declined by 4 over the same period last year. A total of 9 building permits were issued this quarter with Residential building permits contributing the highest.
- Earthmoving permits issued for this quarter declined by 20 over the same period last year. A total of 59 earthmoving permits were issued this quarter with Residential permits contributing the highest. All of the earthmoving activities in the Republic of Palau with the exception of agricultural/funeral practices require an earthmoving permit from EQPB, whereas, building permits issued by KSG-Building & Zoning are only applicable to projects in Koror State.
- Historical Clearance issued this quarter declined by 4 compared to the same quarter last year. A total of 56 clearance were issued this quarter with Residential clearance contributing the highest. Under title 19 PNC chapter 1, Historical Clearance is required for any earthmoving activity in the Republic of Palau with the exception of non-commercial farms and funeral practices.