



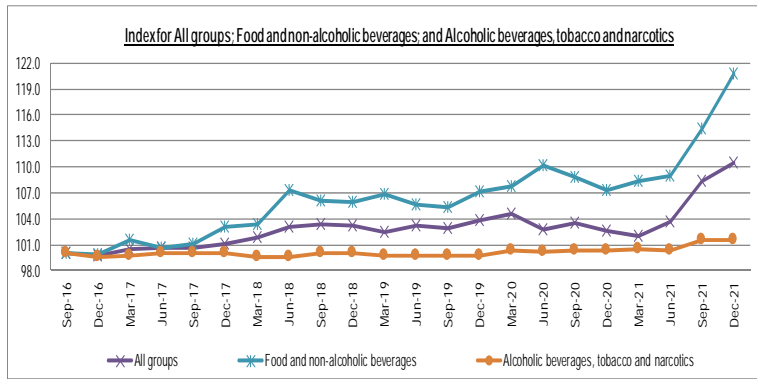
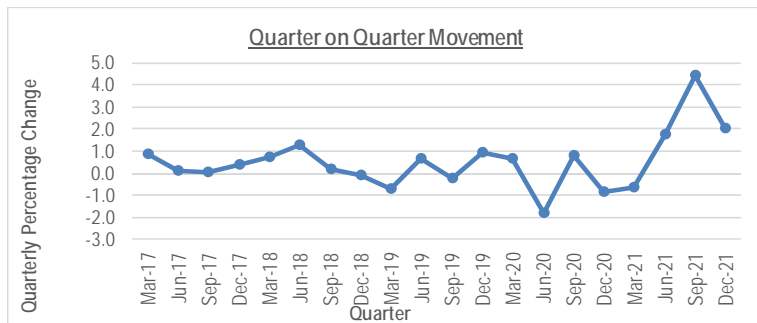
**Ministry of Finance
Bureau of Budget & Planning
Office of Planning & Statistics**

P. O. Box 6011, Melekeok, Republic of Palau 96939
Tel. (680) 767-1269/1270 Fax. (680) 767-5642

Email: ops@palaugov.org ; Web address: <http://www.palaugov.org/budgetandplanning/>

DECEMBER 2021 QTR KEY FIGURES

Major Groups	QTR on QTR % Change	YR on YR % Change
Food & non-alcoholic beverages	5.6	12.5
Alcoholic beverages, tobacco & narcotics	-0.1	1.2
Clothing & Footwear	1.2	-5.7
Housing, water, electricity, gas, & other fuels	1.6	8.8
Furnishings, household equipment, and routine household maintenance	0.0	-1.8
Health	0.0	-1.9
Transport	1.8	17.7
Communication	0.0	0.0
Recreation and Culture	0.1	4.3
Education	-0.1	9.0
Restaurants and Hotels	1.0	6.2
Miscellaneous goods & services	0.8	2.9
ALL GROUPS	2.0	7.7



Source: Bureau of Budget & Planning, MOF

DECEMBER 2021 QTR KEY POINTS

- All groups saw an increase of 2.0% over the last quarter. Groups that showed significant increases were Food & non-alcoholic beverages group at 5.6%, followed by Transport group at 1.8%, Housing, water, electricity, gas, & other fuels group at 1.6%, Clothing & Footwear group at 1.2%, and Restaurant and hotels group at 1.0%. Items that contributed the most to these increases include the price change on beef short ribs, whole chicken, chicken wings, rice, cereals, fuel, and gas. Remaining groups so little or no change this quarter.
- The annual change of 7.7% for the last 12 months was largely driven by Transport group at 17.7%, Food & non-alcoholic beverages group at 12.5%, Education group at 9.0%, Housing, water, electricity, gas, & other fuels group at 8.8% and Restaurants & hotels group at 6.2%. Items that contributed the most to these groups' change includes the price increase on fuels, meat, vegetables, electricity, school tuition, and pre-packed bento. On the other hand, three groups that experienced decreases were Clothing & footwear group at -5.7%, Health group at -1.9%, and Furnishings, household equipment, and routine household maintenance group at -1.8%. These declines were mainly due to the price change of laundry wash service, prescription medicine, and bleach.



**Ministry of Finance
Bureau of Budget & Planning
Office of Planning & Statistics**

P. O. Box 6011, Melekeok, Republic of Palau 96939
Tel. (680) 767-1269/1270 Fax. (680) 767-5642

Email: ops@palaugov.org ; Web address: <http://www.palaugov.org/budgetandplanning>

DECEMBER 2021 QTR KEY FIGURES

Imports	Total FOB Value 4 th Qtr. 2020	Total FOB Value 4 th Qtr. 2021	% Change
Live Animals; animal products	2,807,310	2,693,888	-4.0
Vegetable products	2,033,311	2,020,068	-0.7
Prepared foodstuffs, beverages, spirits & tobacco	5,820,547	5,257,515	-9.7
Mineral products	8,690,910	5,175,446	-40.4
Chemicals and allied products	1,830,678	1,678,540	-8.3
Articles of stone, plaster, cement, glass & ceramic products	427,709	206,064	-51.8
Base metals & articles thereof	2,322,041	2,200,104	-5.3
Machinery & mechanical & electrical appliances & parts	6,885,670	5,170,426	-24.9
Vehicles, aircraft & associated transport equipment	6,290,425	3,306,528	-47.4
Miscellaneous manufactured articles	1,991,406	1,610,909	-19.1
Other Imports	4,916,596	7,142,401	45.3
Total	44,016,603	36,461,889	-17.2

Source: Bureau of Customs & Border Protection, MOF and Bureau of Budget & Planning, MOF

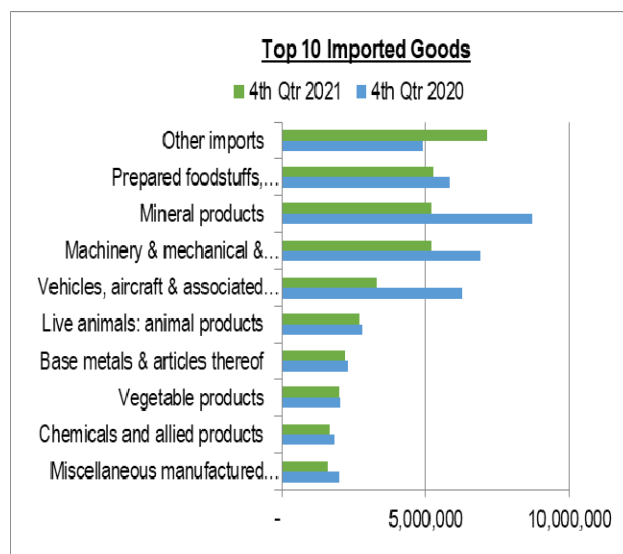
Ocean Cargo Carriers' Inbound Containers

Type	Total Containers 4 th Qtr. 2020	Total Containers 4 th Qtr. 2021	% Change
20'D	357	379	6.2
40'D	214	206	-3.7
20'R	32	24	-25.0
40'R	40	41	2.5
Total	643	650	1.1

Source: Division of Marine Transportation, BCD, MPIIC

DECEMBER 2021 QTR KEY POINTS

- Overall, total imports declined by 17.2% over the same period last year.
- Articles of stone, plaster, cement, glass & ceramic products group showed a significant decrease of 51.8% due to low imports of ceramic products, glass & glassware.
- Vehicles, aircraft & associated transport equipment group also saw a drop of 47.4%. Last year's high number was mainly driven by imports of vehicles and boats.
- Conversely, other imports group saw an increase of 45.3%. This was driven by large imports of medical & surgical instruments, plastics and articles thereof, apparel, and clothing accessories.
- Other imports group include Animal or vegetable oils & fats, Arms and ammunition, parts & accessories thereof, Footwear, headgear, umbrellas & parts thereof, Pearls, precious & semi-precious stones & metals, Photographic & optical, medical & surgical goods & clocks/watches & musical instruments, Plastic, rubber & articles thereof, Raw hides, skins, leather articles & travel goods, Textiles & textile articles, Wood pulp, paper & paperboard & articles thereof, Wood, cork & articles thereof & plaiting material, and Works of art, collector's pieces & antiques.
- The table on the top right corner shows the number of inbound containers by size and type. The overall number increased by 1.1% over the same quarter last year.





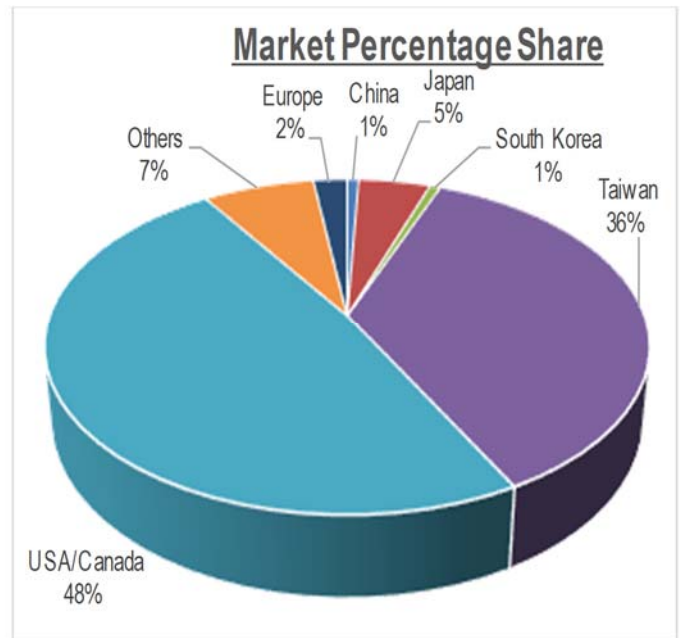
**Ministry of Finance
Bureau of Budget & Planning
Office of Planning & Statistics**

P. O. Box 6011, Melekeok, Republic of Palau 96939
Tel. (680) 767-1269/1270 Fax. (680) 767-5642

Email: ops@palaugov.org; Web address: <http://www.palaugov.pw/budgetandplanning>

DECEMBER 2021 QTR KEY FIGURES

Country	Visitor Arrivals 4th Qtr 2020	Visitor Arrivals 4th Qtr 2021
China	1	14
Japan	8	87
South Korea	0	13
Taiwan	25	688
USA/Canada	11	922
Others	4	135
Europe	1	41
Total	50	1,900



Source: Bureau of Immigration and Labor, MOJ, Republic of Palau



DECEMBER 2021 QTR KEY POINTS

- The total number of visitors this quarter was 1,900, increase of 1,400; compared to the same period last year.
- With about 95% of Palau's population being fully vaccinated, Palau is optimistic to keep borders open but remain vigilant with the increase cases from new covid variants.
- The increase from our visitors from USA/Canada was possible through the additional flight that was added by the United Airlines to fly Guam – Palau route twice a week.
- Taiwan visitors saw an increase through considerable cooperation with Taiwan to keep two direct flights from Taipei per week.
- Followed by our Japanese visitors that began flying in with the additional UA flights.

For more information contact Office of Planning & Statistics at 767-1269/1270 or Email to ops@palaugov.org



Ministry of Finance
Bureau of Budget & Planning
Office of Planning & Statistics

P. O. Box 6011, Melekeok, Republic of Palau 96939
 Tel. (680) 767-1269/1270 Fax. (680) 767-5642

Email: ops@palaugov.org ; Web address: <http://www.palaugov.org/budgetandplanning>

DECEMBER 2021 QTR KEY FIGURES-FIAC

Industry	FIAC Issued 4 th Qtr. 2020	FIAC Issued 4 th Qtr. 2021
Construction	1	1
Accommodation and food service	2	-
Professional, scientific and technical activities	1	-
Total	4	1

Source: Foreign Investment Board, ROP

DECEMBER 2021 QTR KEY FIGURES-KSG

Type	Building Permits 4 th Qtr. 2020	Building Permits 4 th Qtr. 2021
Commercial	-	2
Government	-	-
Residential	11	7
Total	11	9

Source: Building & Zoning, Koror State Government

DECEMBER 2021 QTR KEY FIGURES-EQPB

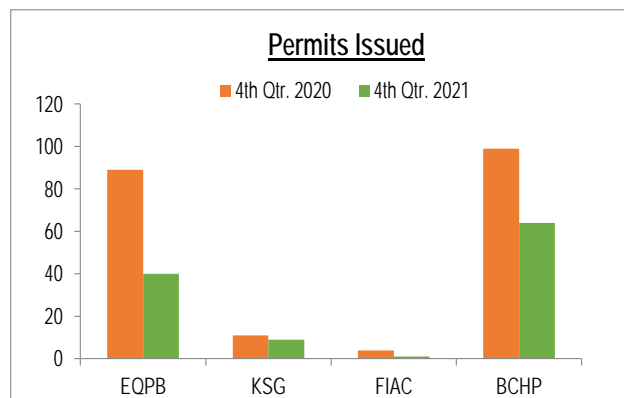
Type	Earthmoving Permits Issued 4 th Qtr. 2020	Earthmoving Permits Issued 4 th Qtr. 2021
Commercial	16	9
Government & NGO's	19	20
Residential	54	11
Total	89	40

Source: Environmental Quality Protection Board, ROP

DECEMBER 2021 QTR KEY FIGURES-BCHP

Type	Historical Clearance Issued 4 th Qtr. 2020	Historical Clearance Issued 4 th Qtr. 2021
Commercial	17	12
Government	15	9
Residential	67	43
Total	99	64

Source: Bureau of Cultural and Historical Preservation, MHRCTD



DECEMBER 2021 QTR KEY POINTS

- Overall, FIAC licenses issued this quarter declined by 3 compared to the same quarter last year. There was only 1 new license issued this quarter for Construction.
- Building permits issued this quarter by KSG-Building & Zoning declined by 2 over the same period last year. A total of 9 building permits were issued this quarter with Residential building permits contributing the highest.
- Earthmoving permits issued for this quarter declined by 49 over the same period last year. A total of 40 earthmoving permits were issued this quarter with Government permits contributing the highest. All of the earthmoving activities in the Republic of Palau with the exception of agricultural/funeral practices require an earthmoving permit from EQPB, whereas, building permits issued by KSG-Building & Zoning are only applicable to projects in Koror State.
- Historical Clearance issued this quarter declined by 35 compared to the same quarter last year. A total of 64 clearance were issued this quarter with Residential clearance contributing the highest. Under title 19 PNC chapter 1, Historical Clearance is required for any earthmoving activity in the Republic of Palau with the exception of non-commercial farms and funeral practices.