



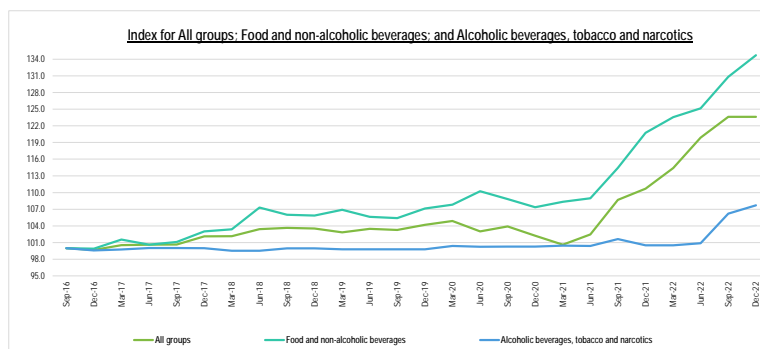
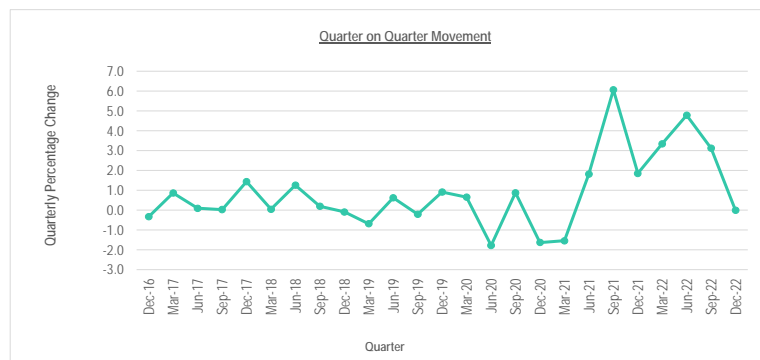
**Ministry of Finance
Bureau of Budget & Planning
Office of Planning & Statistics**

P. O. Box 6011, Melekeok, Republic of Palau 96939
Tel. (680) 767-1269/1270 Fax. (680) 767-5642

Email: ops@palau.gov.org; Web address: <http://www.palau.gov.org/budgetandplanning/>

DECEMBER 2022 QTR KEY FIGURES

Major Groups	QTR on QTR % Change	YR on YR % Change
Food & non-alcoholic beverages	3.0	11.6
Alcoholic beverages, tobacco & narcotics	1.4	7.2
Clothing & Footwear	7.6	18.2
Housing, water, electricity, gas, & other fuels	-4.4	26.2
Furnishings, household equipment, and routine household maintenance	3.0	7.8
Health	0.0	1.4
Transport	-3.4	13.0
Communication	0.1	0.0
Recreation and Culture	0.6	2.6
Education	0.2	0.2
Restaurants and Hotels	0.0	1.7
Miscellaneous goods & services	0.8	3.3
ALL GROUPS	0.0	11.7



Source: Bureau of Budget & Planning, MOF

DECEMBER 2022 QTR KEY POINTS

- All groups experienced a stagnant growth although in each individual group, there were changes over the last quarter. Groups that saw increases were Clothing & footwear group at 7.6%, Food & non-alcoholic beverages group and Furnishings, household equipment, and routine household maintenance group both at 3.0%, and Alcoholic beverages, tobacco and narcotics group at 1.4% respectively. Items that contributed the most to these increases include the price change on laundry services, home appliances, frozen chicken, frozen prawns, eggs, mattress, betelnut, beer, and cigarette. On the other hand, groups that experienced decline were Housing, water, electricity, gas, & other fuels group at -4.4% and Transport group at -3.4%. Remaining groups so little or no change this quarter.
- The annual change of 11.7% for the last 12 months was largely driven by Housing, water, electricity, gas, & other fuels group at 26.2%, Clothing & footwear group at 18.2%, Transport group at 13.0%, Food & non-alcoholic beverages group at 11.6%, Furnishings, household equipment, and routine household maintenance group at 7.8% and Alcoholic beverages, tobacco & narcotics group at 7.2%. Items that contributed the most to these groups' change includes the price increase on electricity, plywood, school uniforms, fuel, boat rental, airfare, rice, flour, frozen chicken, frozen prawns, frozen beef, local taro and canned goods.



**Ministry of Finance
Bureau of Budget & Planning
Office of Planning & Statistics**

P. O. Box 6011, Melekeok, Republic of Palau 96939
Tel. (680) 767-1269/1270 Fax. (680) 767-5642

Email: ops@palaugov.org ; Web address: <http://www.palaugov.org/budgetandplanning>

DECEMBER 2022 QTR KEY FIGURES

Imports	Total FOB Value 4 th Qtr. 2021	Total FOB Value 4 th Qtr. 2022	% Change
Live Animals; animal products	2,693,888	3,404,638	26.4
Vegetable products	2,020,068	2,066,092	2.3
Prepared foodstuffs, beverages, spirits & tobacco	5,257,515	6,915,867	31.6
Mineral products	5,175,446	13,180,624	154.7
Chemicals and allied products	1,678,540	2,512,612	49.7
Articles of stone, plaster, cement, glass & ceramic products	206,064	206,144	0.1
Base metals & articles thereof	2,200,104	2,707,826	23.1
Machinery & mechanical & electrical appliances & parts	5,170,426	10,637,089	105.8
Vehicles, aircraft & associated transport equipment	3,306,528	4,074,464	23.3
Miscellaneous manufactured articles	1,610,909	2,638,906	63.9
Other Imports	7,142,401	8,505,702	19.1
Total	36,461,889	56,849,959	56.0

Source: Bureau of Customs & Border Protection, MOF and Bureau of Budget & Planning, MOF

Ocean Cargo Carriers' Inbound Containers

Type	Total Containers 4 th Qtr. 2021	Total Containers 4 th Qtr. 2022	% Change
20'D	379	345	-9.0
40'D	206	257	24.8
20'R	24	20	-16.7
40'R	41	57	39.0
Total	650	679	4.5

Source: Division of Marine Transportation, BCD, MPIIC

DECEMBER 2022 QTR KEY POINTS

- Overall, total imports increased by 56% over the same period last year.
- All groups increased as compared to the same period last year.
- Mineral products and Machinery & mechanical groups both realized significant increases of more than a hundred percent likely driven by fuel prices and heavy equipment prices.
- Miscellaneous manufactured articles group trailed with 64% increase due to imports of furnitures.
- Other imports group include Animal or vegetable oils & fats, Arms and ammunition, parts & accessories thereof, Footwear, headgear, umbrellas & parts thereof, Pearls, precious & semi-precious stones & metals, Photographic & optical, medical & surgical goods & clocks/watches & musical instruments, Plastic, rubber & articles thereof, Raw hides, skins, leather articles & travel goods, Textiles & textile articles, Wood pulp, paper & paperboard & articles thereof, Wood, cork & articles thereof & plaiting material, and Works of art, collector's pieces & antiques.
- The table on the top right corner shows the number of inbound containers by size and type. The overall number increased by 4.5% over the same quarter last year.





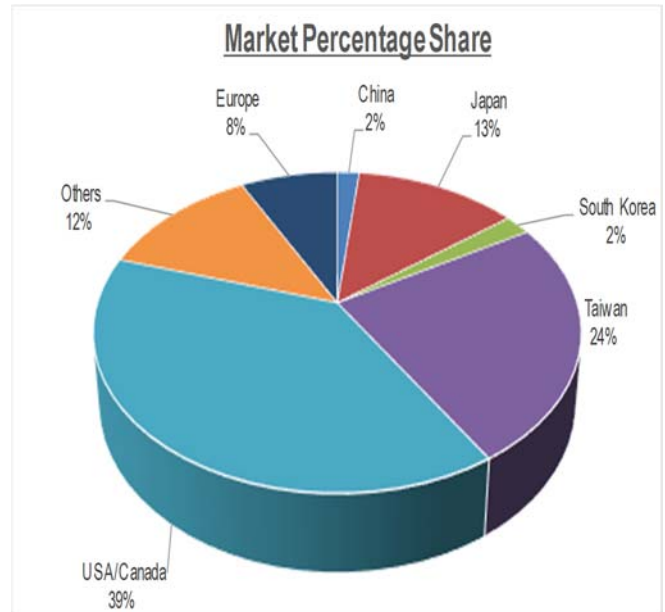
Ministry of Finance
Bureau of Budget & Planning
Office of Planning & Statistics

P. O. Box 6011, Melekeok, Republic of Palau 96939
 Tel. (680) 767-1269/1270 Fax. (680) 767-5642

Email: ops@palaugov.org ; Web address: <http://www.palaugov.pw/budgetandplanning>

DECEMBER 2022 QTR KEY FIGURES

Country	Visitor Arrivals 4th Qtr 2021	Visitor Arrivals 4th Qtr 2022	% Change
USA/Canada	922	1,918	108.0
Taiwan	688	1,210	75.9
Japan	87	638	633.3
Others	135	625	363.0
Europe	41	381	829.3
South Korea	13	103	692.3
China	14	86	514.3
Total	1,900	4,961	161.1



Source: Bureau of Immigration and Labor, MOJ, Republic of Palau



DECEMBER 2022 QTR KEY POINTS

- The total number of visitors this quarter was 4,961, an increase of 3,061 visitors compared to the same period last year.
- USA/Canada saw the most increase of 996 visitors; a 108% increase compared to the same quarter last year. This is likely associated with United Airlines increased number of flights in the last two months of this quarter.
- Taiwan saw an increase of 522 visitors; about 80% over the same period last year. This positive growth was made possible due to China Airline resuming their regular two flights per week that began in middle of the quarter.
- Japan visitors also increased by 551 visitors compared to the same period last year.
- All countries showed positive performance this quarter in line with the resumption of regular scheduled and charter flights.

For more information contact Office of Planning & Statistics at 767-1269/1270 or Email to ops@palaugov.org



Ministry of Finance
Bureau of Budget & Planning
Office of Planning & Statistics

P. O. Box 6011, Melekeok, Republic of Palau 96939
Tel. (680) 767-1269/1270 Fax. (680) 767-5642

Email: ops@palaugov.org ; Web address: <http://www.palaugov.org/budgetandplanning>

DECEMBER 2022 QTR KEY FIGURES-FIAC

Industry	FIAC Issued 4th Qtr. 2021	FIAC Issued 4th Qtr. 2022
Electricity, gas, steam & air conditioning supply	-	1
Transportation	-	1
Cosntruction	1	2
Accommodation & food service activities	-	1
Total	1	5

Source: Foreign Investment Board, ROP

DECEMBER 2022 QTR KEY FIGURES-KSG

Type	Building Permits 4th Qtr. 2021	Building Permits 4th Qtr. 2022
Commercial	2	2
Government	-	1
Residential	7	8
Total	9	11

Source: Building & Zoning, Koror State Government

DECEMBER 2022 QTR KEY FIGURES-EQPB

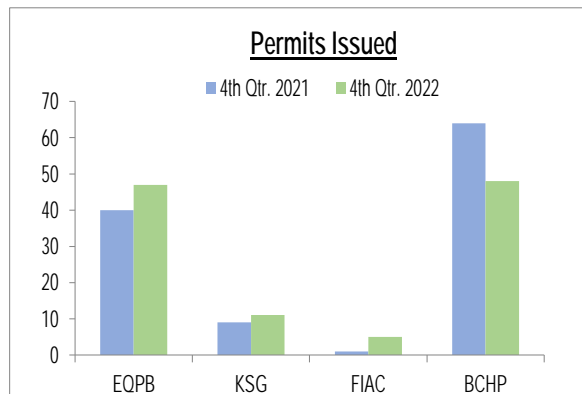
Type	Earthmoving Permits Issued 4th Qtr. 2021	Earthmoving Permits Issued 4th Qtr. 2022
Commercial	9	6
Government & NGO's	20	19
Residential	11	22
Total	40	47

Source: Environmental Quality Protection Board, ROP

DECEMBER 2022 QTR KEY FIGURES-BCHP

Type	Historical Clearance Issued 4th Qtr. 2021	Historical Clearance Issued 4th Qtr. 2022
Commercial	12	6
Government	9	18
Residential	43	24
Total	64	48

Source: Bureau of Cultural and Historical Preservation, MHRCTD



DECEMBER 2022 QTR KEY POINTS

- Overall, FIAC licenses issued this quarter increased by 4 compared to the same quarter last year. A total of 5 new licenses were issued this quarter with construction contributing the highest.
- Building permits issued this quarter by KSG-Building & Zoning increased by 22% over the same period last year. A total of 11 building permits were issued this quarter of which two were for commercial use, one for government and eight for residential projects.
- EQPB earthmoving permits issued for this quarter increased by 18% over the same period last year. A total of 47 earthmoving permits were issued this quarter with residential permits contributing the highest. All of the earthmoving activities in the Republic of Palau with the exception of agricultural/funeral practices require an earthmoving permit from EQPB, whereas, building permits issued by KSG-Building & Zoning are only applicable to projects in Koror State.
- Historical clearance issued this quarter declined by 25% compared to the same quarter last year. A total of 48 clearance were issued this quarter with residential clearance contributing the highest. Under title 19 PNC chapter 1, Historical Clearance is required for any earthmoving activity in the Republic of Palau with the exception of non-commercial farms and funeral practices.