



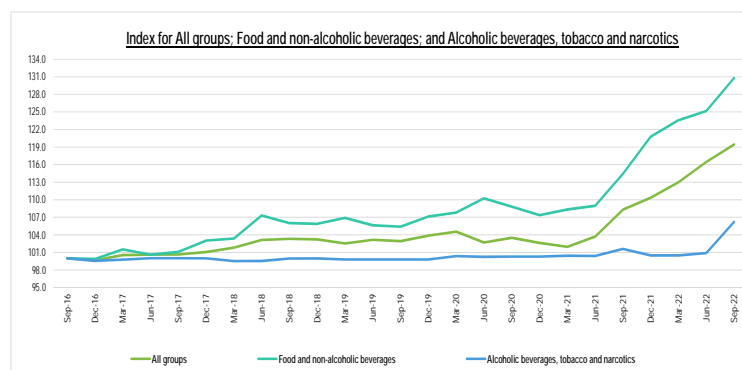
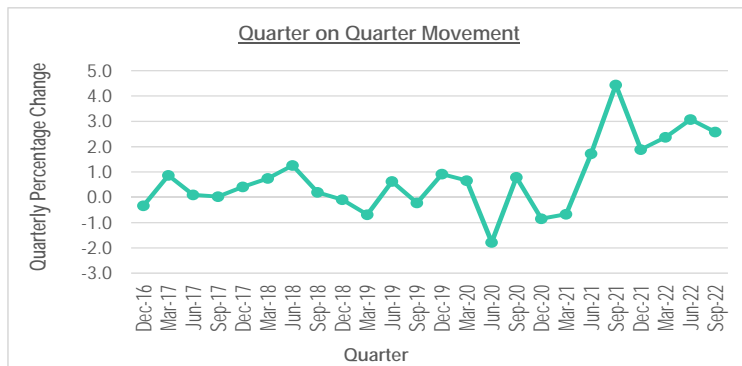
**Ministry of Finance  
Bureau of Budget & Planning  
Office of Planning & Statistics**

P. O. Box 6011, Melekeok, Republic of Palau 96939  
Tel. (680) 767-1269/1270 Fax. (680) 767-5642

Email: [ops@palau.gov.org](mailto:ops@palau.gov.org) ; Web address: <http://www.palau.gov.org/budgetandplanning/>

**SEPTEMBER 2022 QTR KEY FIGURES**

Major Groups	QTR on QTR % Change	YR on YR % Change
Food & non-alcoholic beverages	4.5	14.3
Alcoholic beverages, tobacco & narcotics	5.3	4.5
Clothing & Footwear	2.1	11.1
Housing, water, electricity, gas, & other fuels	2.6	17.1
Furnishings, household equipment, and routine household maintenance	-0.3	4.7
Health	0.0	1.4
Transport	0.3	19.1
Communication	-0.2	-0.1
Recreation and Culture	1.9	2.1
Education	0.0	-0.1
Restaurants and Hotels	0.7	-25.1
Miscellaneous goods & services	1.7	3.3
<b>ALL GROUPS</b>	<b>2.6</b>	<b>10.3</b>



Source: Bureau of Budget & Planning, MOF

**SEPTEMBER 2022 QTR KEY POINTS**

- All groups saw an increase of 2.6% over the last quarter. Groups that showed significant increases were Alcoholic beverages, tobacco & narcotics group at 5.3%, followed by Food & non-alcoholic beverages group at 4.5%, and Housing, water, electricity, gas, & other fuels group at 2.6%, respectively. Items that contributed the most to these increases include the price change on beer, frozen meat, and electricity charges. On the other hand, two groups that experienced a decrease were Furnishings, household equipment, and routine household maintenance group at -0.3% and Communication group at -0.2%, respectively. Remaining groups saw little or no change this quarter.
- The annual change of 10.3% for the last 12 months was largely driven by Transport group at 19.1%, Housing, water, electricity, gas and other fuels group at 17.1%, Food and non-alcoholic beverages group at 14.3%, Clothing and footwear group at 11.1%, Furnishings, household equipment, and routine household maintenance group at 4.7%, and Alcoholic beverages, tobacco & narcotics group at 4.5%, respectively. Items that contributed the most to these groups' change includes the price increase on fuels, electricity charges, rice, frozen meat, imported beer, and laundry detergent. On the other hand, three groups that experienced decreases were Restaurants & Hotels group at -25.1%, Education group at -0.1%, and Communication group at -0.1%, respectively. The remaining groups saw little or no annual price change this quarter.



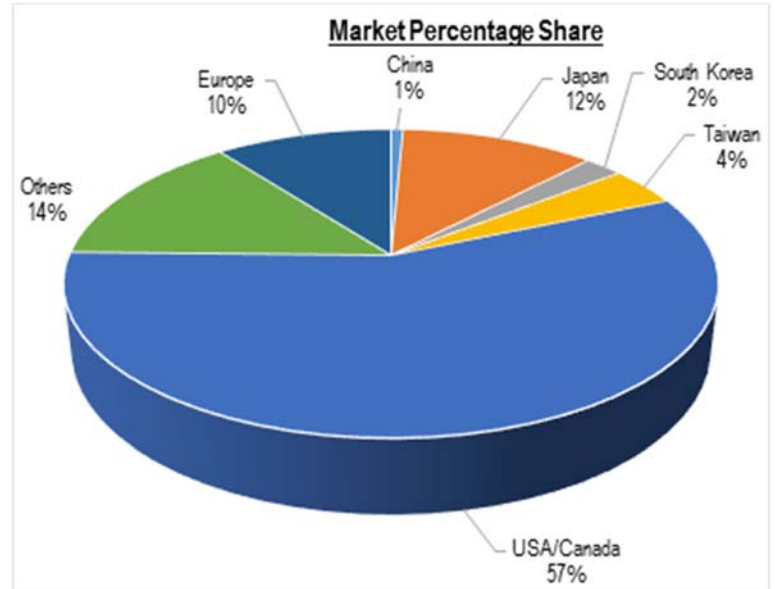
**Ministry of Finance  
Bureau of Budget & Planning  
Office of Planning & Statistics**

P. O. Box 6011, Melekeok, Republic of Palau 96939  
Tel. (680) 767-1269/1270 Fax. (680) 767-5642

Email: [ops@palaugov.org](mailto:ops@palaugov.org); Web address: <http://www.palaugov.pw/budgetandplanning>

**SEPTEMBER 2022 QTR KEY FIGURES**

Country	Visitor Arrivals 3rd Qtr 2021	Visitor Arrivals 3rd Qtr 2022
USA/Canada	942	1,626
Others	129	408
Japan	60	330
Europe	18	299
Taiwan	1,554	118
South Korea	12	65
China	31	20
<b>Total</b>	<b>2,746</b>	<b>2,866</b>



Source: Bureau of Customs and Border Protection, MOF, Republic of Palau



**SEPTEMBER 2022 QTR KEY POINTS**

- The total number of visitors this quarter was 2,866 an increase of 120 Visitors; a 4.4% increase compared to the same quarter last year.
- The increase was made possible due to the United Airlines increasing their flights from twice a week to four flights per week.
- USA/Canada visitors saw the most increase of 684 visitors compared to same quarter last year. This is likely associated with the presence of the US military personnel.
- Followed by our European visitors with an increase of 281 visitors possibly connected with the resumption of tourism related activities.
- On the other hand, Taiwan experienced significant decline of 1,436 visitors compared to the same quarter last year due to the suspended travel bubble.



Ministry of Finance  
Bureau of Budget & Planning  
Office of Planning & Statistics

P. O. Box 6011, Melekeok, Republic of Palau 96939

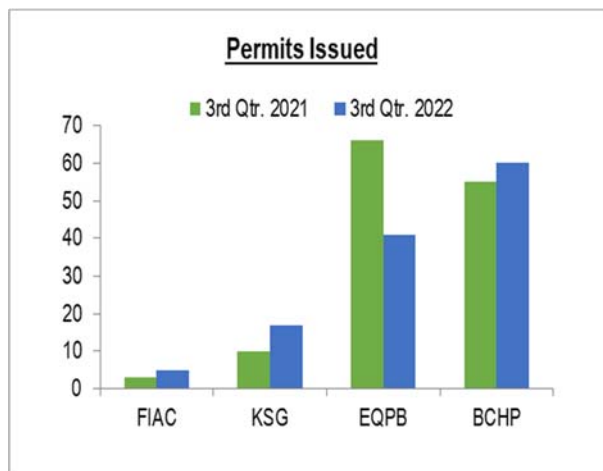
Tel. (680) 767-1269/1270 Fax. (680) 767-5642

Email: [ops@palaugov.org](mailto:ops@palaugov.org) ; Web address: <http://www.palaugov.org/budgetandplanning>

SEPTEMBER 2022 QTR KEY FIGURES-FIAC

Industry	FIAC Issued 3 <sup>rd</sup> Qtr. 2021	FIAC Issued 3 <sup>rd</sup> Qtr. 2022
Agriculture, forestry and fishing	1	0
Manufacturing	0	1
Construction	0	1
Wholesale and retail trade; repair of motor vehicles and motorcycles	0	1
Accommodation and food service	0	1
Information and Communication	0	1
Real estate activities	1	0
Professional, scientific and technical activities	1	0
<b>Total</b>	<b>3</b>	<b>5</b>

Source: Foreign Investment Board, ROP



SEPTEMBER 2022 QTR KEY FIGURES-KSG

Type	Building Permits 3 <sup>rd</sup> Qtr. 2021	Building Permits 3 <sup>rd</sup> Qtr. 2022
Commercial	0	6
Government	0	0
Residential	10	11
<b>Total</b>	<b>10</b>	<b>17</b>

Source: Building & Zoning, Koror State Government

SEPTEMBER 2022 QTR KEY FIGURES-EQPB

Type	Earthmoving Permits Issued 3 <sup>rd</sup> Qtr. 2021	Earthmoving Permits Issued 3 <sup>rd</sup> Qtr. 2022
Commercial	12	7
Government & NGOs	18	11
Residential	36	23
<b>Total</b>	<b>66</b>	<b>41</b>

Source: Environmental Quality Protection Board, ROP

SEPTEMBER 2022 QTR KEY FIGURES-BCHP

Type	Historical Clearance Issued 3 <sup>rd</sup> Qtr. 2021	Historical Clearance Issued 3 <sup>rd</sup> Qtr. 2022
Commercial	9	8
Government	6	10
Residential	40	42
<b>Total</b>	<b>55</b>	<b>60</b>

Source: Bureau of Cultural and Historical Preservation, MHRCTD

SEPTEMBER 2022 QTR KEY POINTS

- Overall, FIAC licenses issued this quarter increased by 2 compared to the same quarter last year. There were 5 new licenses issued this quarter with a total declared investment of about \$6.8 million.
- Building permits issued this quarter by KSG-Building & Zoning increased by 7 over the same period last year. A total of 17 building permits were issued this quarter with a total stated value of about \$6.2 million.
- Earthmoving permits issued for this quarter dropped by 25 over the same period last year. A total of 41 earthmoving permits were issued this quarter with Residential permits contributing the highest at about 56% to the total permits issued. All of the earthmoving activities in the Republic of Palau with the exception of agricultural/funeral practices require an earthmoving permit from EQPB, whereas, building permits issued by KSG-Building & Zoning are only applicable to projects in Koror State.
- Historical Clearance issued this quarter increased by 5 compared to the same quarter last year. A total of 60 clearance was issued this quarter with Residential contributing the highest at about 70% to the total clearance issued. Under title 19 PNC chapter 1, Historical Clearance is required for any earthmoving activity in the Republic of Palau with the exception of non-commercial farms and funeral practices.