



**Ministry of Finance**  
**Bureau of Budget & Planning**  
**Office of Planning & Statistics**

P. O. Box 6011, Melekeok, Republic of Palau 96939  
 Tel. (680) 767-1269/1270 Fax. (680) 767-5642

Email: [ops@palaugov.org](mailto:ops@palaugov.org) ; Web address: <http://www.palaugov.org/budgetandplanning/>

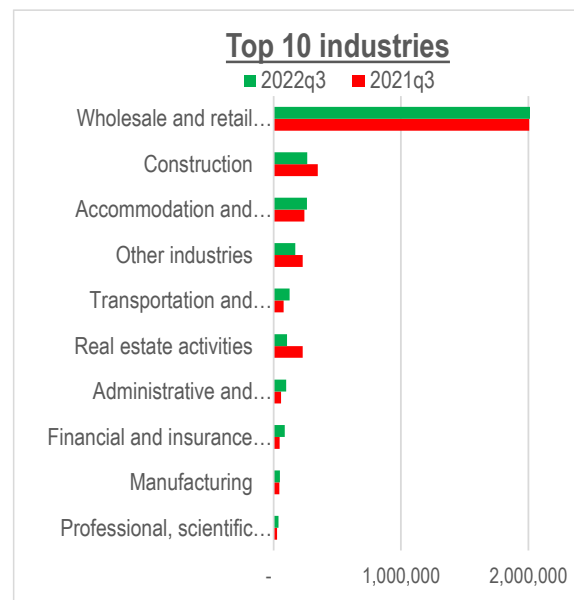
**SEPTEMBER 2022 QTR KEY FIGURES**

INDUSTRY	Total BGRT 3 <sup>rd</sup> Qtr 2021 (\$)	Total BGRT 3 <sup>rd</sup> Qtr 2022 (\$)	%Change
Agriculture and forestry	4,853	5,103	5.1
Fisheries	7,071	6,918	-2.2
Mining and quarrying	33,227	37,308	12.3
Manufacturing	45,504	49,296	8.3
Construction	347,710	264,304	-24.0
Wholesale & retail trade	2,007,446	2,026,469	0.9
Transportation and storage	77,650	125,588	61.7
Accommodation and food service activities	242,065	260,954	7.8
Financial and insurance activities	46,474	87,246	87.7
Real estate activities	227,636	104,711	-54.0
Professional, scientific and technical activities	26,923	38,383	42.6
Administrative and support service activities	57,182	98,973	73.1
Other service activities	26,435	28,116	6.4
Other industries	227,079	170,529	-24.9
<b>TOTAL</b>	<b>3,377,254</b>	<b>3,303,897</b>	<b>-2.2</b>

Source: Bureau of Rev. & Tax, MOF and Bureau of Budget & Planning, MOF

**SEPTEMBER 2022 QTR KEY POINTS**

- Total BGRT collected this quarter was 2.2% lower than the level of 3<sup>rd</sup> quarter last year.
- Most industries performed really well including the largest industry- Wholesale and retail trade with the highest collected amount.
- Transportation and storage, Administrative and support service activities as well as Accommodation and food service activities came out stronger than the same period last year most likely driven by the resumption of flights and incoming visitors.
- Other industries include Human health and social work activities; Arts, entertainment, and recreation; Information and communication; and Education.





**Ministry of Finance**  
**Bureau of Budget & Planning**  
**Office of Planning & Statistics**

P. O. Box 6011, Melekeok, Republic of Palau 96939  
 Tel. (680) 767-1269/1270 Fax. (680) 767-5642

Email: [ops@palaugov.org](mailto:ops@palaugov.org) Web address: <http://www.palaugov.org/budgetandplanning/>

**SEPTEMBER 2022 QTR KEY FIGURES**

INDUSTRY	Total Registered Business License 3 <sup>rd</sup> Qtr. 2021 (\$)	Total Registered Business License 3 <sup>rd</sup> Qtr. 2022 (\$)	% Change
Agriculture and forestry	41	43	4.9
Fisheries	34	29	-14.7
Mining and quarrying	16	14	-12.5
Manufacturing	72	64	-11.1
Construction	180	172	-4.4
Wholesale and retail trade	437	452	3.4
Transportation and storage	150	166	10.7
Accommodation and food service activities	277	265	-4.3
Real estate activities	435	455	4.6
Professional, scientific & technical activities	139	141	1.4
Administrative and support service activities	212	163	-23.1
Other service activities	265	277	4.5
Other Industries	246	284	15.4
<b>Total</b>	<b>2,504</b>	<b>2,525</b>	<b>0.8</b>

Source: Division of Rev. & Tax, MOF and Bureau of Budget & Planning, MOF

**SEPTEMBER 2022 QTR KEY POINTS**

- Business Licenses must be renewed by December 31st of each year to avoid penalty and interest fees. The table above shows the cumulative number of business licenses issued for year 2021 and 2022 for the respective quarter.
- To date, there have been a total of 2,525 business licenses, an increase of 21 or 0.8% issued for business year 2022.



- Among the top 10 industries, Real estate activities is the largest industry with a percentage share of about 18.0%.
- Wholesale and retail trade industry comes in second at 17.9%, followed by Other industries at 11.2%.
- These three industries combined makes up about 47.2% of the overall count of business licenses issued this year.
- Other industries include Information and Communication, Financial and insurance activities, Education, Human Health and Social Work, Arts, Entertainment and Recreation, and Public administration and defense; compulsory social security; and Water; sewerage, waste management and remediation activities.

For more information contact Office of Planning & Statistics at 767-1269/1270 or Email to [ops@palaugov.org](mailto:ops@palaugov.org)



**Ministry of Finance**  
**Bureau of Budget & Planning**  
**Office of Planning & Statistics**

P. O. Box 6011, Melekeok, Republic of Palau 96939  
 Tel. (680) 767-1269/1270 Fax. (680) 767-5642

Email: [ops@palaugov.org](mailto:ops@palaugov.org); Web address: <http://www.palaugov.org/budgetandplanning/>

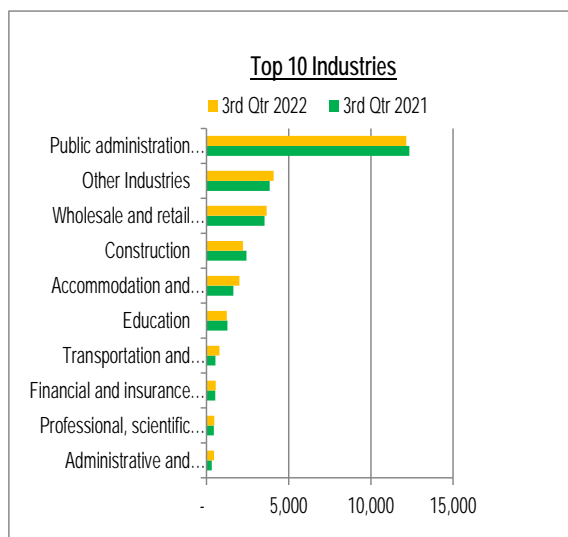
**SEPTEMBER 2022 FIGURES**

INDUSTRY	Total Wages 3 <sup>rd</sup> Qtr 2021 (in USD'000)	Total Wages 3 <sup>rd</sup> Qtr 2022 (in USD'000)	% Change
Agriculture	99	87	-12.8
Fisheries	80	88	9.9
Mining and quarrying	159	188	17.8
Manufacturing	266	273	2.5
Construction	2,429	2,214	-8.9
Wholesale and retail trade	3,531	3,653	3.5
Transportation and storage	546	795	45.6
Accommodation and food service activities	1,627	2,001	23.0
Financial and insurance activities	529	558	5.5
Real estate activities	323	321	-0.5
Professional, scientific and technical activities	440	478	8.5
Administrative and support service activities	320	456	42.4
Public administration and defence	12,347	12,160	-1.5
Education	1,268	1,232	-2.9
Other Industries	3,844	4,092	6.5
<b>TOTAL</b>	<b>27,808</b>	<b>28,595</b>	<b>2.8</b>

Source: Social Security Administration; Bureau of Budget & Planning, MOF

**SEPTEMBER 2022 QTR KEY POINTS**

- Overall wages collected this quarter increased by 2.8% compared to the same period last year.
- Tourism related industries such as Transportation and storage, Accommodation & food service activities and Administrative & support service activities all showed a positive performance. This is likely driven by the rebound of tourist arrivals due to the resumption of the regular scheduled flights.
- Conversely, the industries that experienced a decline include Agriculture, Construction, Real estate activities, Public administration & defense and Education. This is likely associated with the drop in employment numbers.



- Other Industries include Electricity, gas, steam and air conditioning supply, Information and communication, Human health and social work activities, Arts, entertainment and recreation, Other service activities, Activities of household as employers, undifferentiated goods- and services-producing activities of households for own use and Activities of extraterritorial organizations and bodies.



**Ministry of Finance  
Bureau of Budget & Planning  
Office of Planning & Statistics**

P. O. Box 6011, Melekeok, Republic of Palau 96939  
Tel. (680) 767-1269/1270 Fax. (680) 767-5642

Email: [ops@palaugov.org](mailto:ops@palaugov.org) ; Web address: <http://www.palaugov.org/budgetandplanning/>

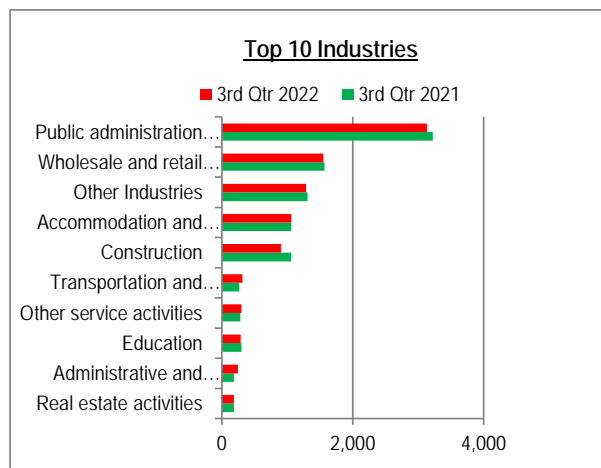
**SEPTEMBER 2022 QTR KEY FIGURES**

INDUSTRY	Average Employed 3 <sup>rd</sup> Qtr 2021	Average Employed 3 <sup>rd</sup> Qtr 2022	% Change
Agriculture and forestry	114	100	-12.3
Fishing	36	39	8.3
Mining and quarrying	54	47	-12.9
Manufacturing	133	133	0.2
Construction	1,056	900	-14.8
Wholesale and retail trade	1,567	1,547	-1.3
Transportation and storage	260	314	20.8
Accommodation and food service activities	1,061	1,061	0.0
Professional, scientific and technical activities	121	123	1.9
Real estate activities	186	187	0.5
Administrative & support service activities	185	246	33.0
Public administration and defence	3,220	3,132	-2.7
Education	299	288	-3.7
Other service activities	284	297	4.4
Other Industries	1,308	1,286	-1.7
<b>TOTAL</b>	<b>9,884</b>	<b>9,701</b>	<b>-1.9</b>

Source: Social Security Administration and Bureau of Budget & Planning, MOF

**SEPTEMBER 2022 QTR KEY POINTS**

- Quarterly employment numbers are derived by averaging total number of people filing returns at the end of the quarter. Industry employment counts are classified based on the business activity as disclosed on their Social Security activity description.
- Overall, the total average employment declined by 1.9% compared to the same period last year.
- Infrastructure related industries including Construction and Mining & quarrying both experienced a decline possibly connected with the completion of various public and private projects.



- The industries that showed significant increase this quarter are Transportation and storage and Administrative and support service activities. This is likely driven by the rebound of tourist arrivals due to the reopening of the regular scheduled flights.
- Other industries include Electricity, gas, steam and air conditioning supply, Information and communication, Financial and insurance activities, Human health and social work activities, Arts, entertainment and recreation, Activities of household as employers; undifferentiated goods and services-producing activities of households for own use, and Activities of Extraterritorial organizations and bodies.

For more information contact Office of Planning & Statistics at 767-1269/1270 or Email to [ops@palaugov.org](mailto:ops@palaugov.org)