



**Ministry of Finance**  
**Bureau of Budget & Planning**  
**Office of Planning & Statistics**

P. O. Box 6011, Melekeok, Republic of Palau 96939  
 Tel. (680) 767-1269/1270 Fax. (680) 767-5642

Email: [ops@palaugov.org](mailto:ops@palaugov.org) ; Web address: <http://www.palaugov.org/budgetandplanning/>

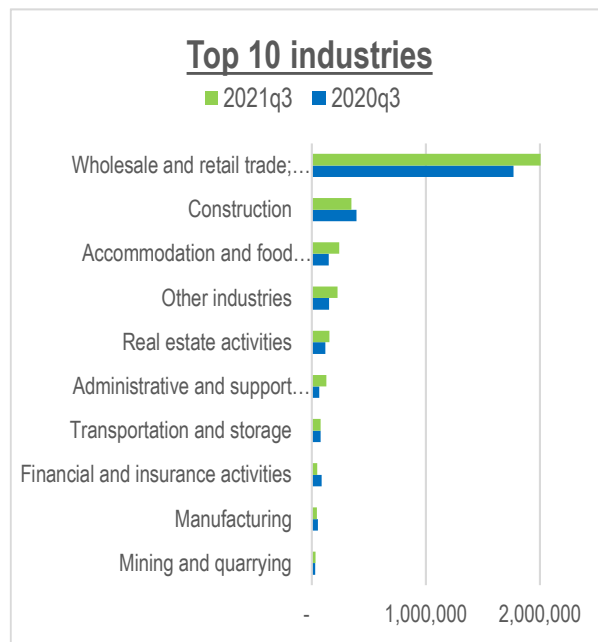
**SEPTEMBER 2021 QTR KEY FIGURES**

INDUSTRY	Total BGRT 3 <sup>rd</sup> Qtr 2020 (\$)	Total BGRT 3 <sup>rd</sup> Qtr 2021 (\$)	%Change
Agriculture and forestry	4,462	4,853	8.8
Fisheries	5,852	7,071	20.8
Mining and quarrying	30,326	33,227	9.6
Manufacturing	52,777	45,504	-13.8
Construction	391,172	347,710	-11.1
Wholesale & retail trade	1,770,517	2,007,446	13.4
Transportation and storage	78,384	77,650	-0.9
Accommodation and food service activities	148,622	242,065	62.9
Financial and insurance activities	85,335	46,474	-45.5
Real estate activities	119,775	155,636	29.9
Professional, scientific and technical activities	28,707	26,923	-6.2
Administrative and support service activities	66,765	129,182	93.5
Other service activities	19,614	26,435	34.8
Other industries	150,678	227,079	50.7
<b>TOTAL</b>	<b>2,952,987</b>	<b>3,377,254</b>	<b>14.4</b>

Source: Bureau of Rev. & Tax, MOF and Bureau of Budget & Planning, MOF

**SEPTEMBER 2021 QTR KEY POINTS**

- Total BGRT collected this quarter was 14.4% higher than the level of 3<sup>rd</sup> quarter last year.
- Most industries performed really well including the largest industry- Wholesale and retail trade with the highest collected amount.
- Accommodation and food service activities as well as Administrative and support service activities came out stronger than the same period last year most likely driven by the resumption of flights and incoming visitors.
- Other industries include Human health and social work activities; Arts, entertainment, and recreation; Information and communication; and Education.





**Ministry of Finance**  
**Bureau of Budget & Planning**  
**Office of Planning & Statistics**

P. O. Box 6011, Melekeok, Republic of Palau 96940  
 Tel. (680) 767-1269/1270 Fax. (680) 767-5642

Email: [ops@palaugov.org](mailto:ops@palaugov.org) Web address: <http://www.palaugov.org/budgetandplanning/>

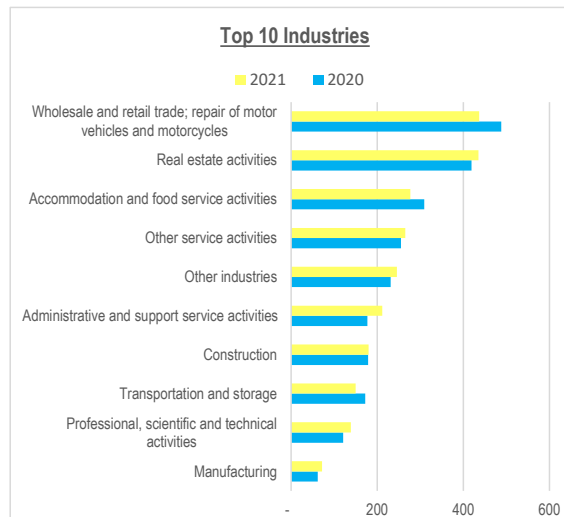
**SEPTEMBER 2021 QTR KEY FIGURES**

INDUSTRY	Total Registered Business License 2020	Total Registered Business License 2021	% Change
Agriculture and forestry	39	41	5.1
Fisheries	26	34	30.8
Mining and quarrying	14	16	14.3
Manufacturing	62	72	16.1
Construction	179	180	0.6
Wholesale and retail trade	488	437	-10.5
Transportation and storage	172	150	-12.8
Accommodation and food service activities	309	277	-10.4
Real estate activities	419	435	3.8
Professional, scientific & technical activities	121	139	14.9
Administrative and support service activities	177	212	19.8
Other service activities	255	265	3.9
Other Industries	231	246	6.5
<b>Total</b>	<b>2,492</b>	<b>2,504</b>	<b>0.5</b>

Source: Bureau of Rev. & Tax, MOF and Bureau of Budget & Planning, MOF

**SEPTEMBER 2021 QTR KEY POINTS**

- Business Licenses must be renewed by December 31<sup>st</sup> of each year to avoid penalty and interest fees. The table above shows the cumulative number of business licenses issued for year 2020 and 2021.
- To date, there has been a total of 2,504 licenses issued for business year 2021.
- All industries, except 3, saw increases over the last business year.
- The 3 declines include Wholesale and retail trade, Transportation and storage, and Accommodation and food service activities.
- Of all the positive performing industries, Administrative and support service activities experienced the greatest increase in the number of licenses issued.
- Wholesale and retail trade, as the largest industry, declined slightly by 10.5 percent.
- Other industries include Information and Communication, Financial and Insurance Activities, Education, Human Health and Social Work, Arts, Entertainment and Recreation, Public Administration and Defense; Compulsory Social Security, and Water Supply; Sewerage, Waste Management and Remediation Activities.





**Ministry of Finance**  
**Bureau of Budget & Planning**  
**Office of Planning & Statistics**

P. O. Box 6011, Melekeok, Republic of Palau 96939  
 Tel. (680) 767-1269/1270 Fax. (680) 767-5642

Email: [ops@palaugov.org](mailto:ops@palaugov.org); Web address: <http://www.palaugov.org/budgetandplanning/>

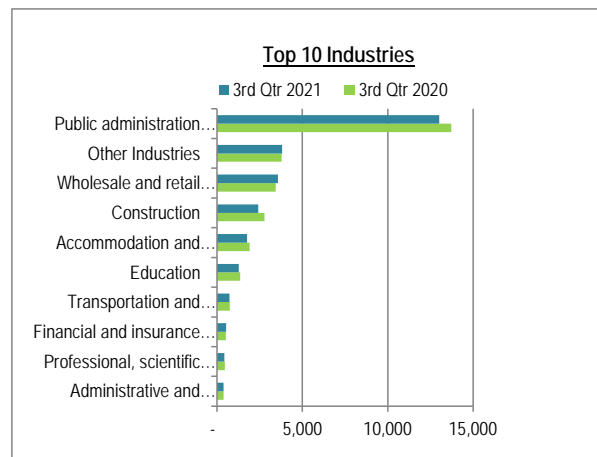
**SEPTEMBER 2021 FIGURES**

INDUSTRY	Total Wages 3 <sup>rd</sup> Qtr 2020 (in USD'000)	Total Wages 3 <sup>rd</sup> Qtr 2021 (in USD'000)	% Change
Agriculture	90	94	3.9
Fisheries	94	77	-17.4
Mining and quarrying	146	158	8.2
Manufacturing	257	251	-2.0
Construction	2,785	2,402	-13.7
Wholesale and retail trade	3,445	3,564	3.5
Transportation and storage	732	717	-2.1
Accommodation and food service activities	1,907	1,758	-7.8
Financial and insurance activities	511	527	3.0
Real estate activities	320	332	3.6
Professional, scientific and technical activities	449	422	-5.9
Administrative and support service activities	381	382	0.3
Public administration and defence	13,726	13,024	-5.1
Education	1,351	1,268	-6.1
Other Industries	3,779	3,811	0.8
<b>TOTAL</b>	<b>29,973</b>	<b>28,788</b>	<b>-4.0</b>

Source: Social Security Administration; Bureau of Budget & Planning, MOF

**SEPTEMBER 2021 KEY POINTS**

- Overall wages collected this quarter declined by 4.0% compared to the same period last year.
- Construction industry showed a decline of 13.7%, likely due to the completion of various commercial, residential and other infrastructure projects.
- Tourism related industries such as Transportation and storage and Accommodation and food service activities both experienced a decline this quarter. These decreases were driven by the decline in visitor arrivals due to the Covid-19 pandemic.
- Conversely, Mining and quarrying industry saw an increase of 8.2%, likely associated with the employment numbers.
- Other Industries include Electricity, gas, steam and air conditioning supply, Information and communication, Human health and social work activities, Arts, entertainment and recreation, Other service activities, Activities of household as employers, undifferentiated goods- and services-producing activities of households for own use and Activities of extraterritorial organizations and bodies.





**Ministry of Finance  
Bureau of Budget & Planning  
Office of Planning & Statistics**

P. O. Box 6011, Melekeok, Republic of Palau 96939  
Tel. (680) 767-1269/1270 Fax. (680) 767-5642

Email: [ops@palaugov.org](mailto:ops@palaugov.org) ; Web address: <http://www.palaugov.org/budgetandplanning/>

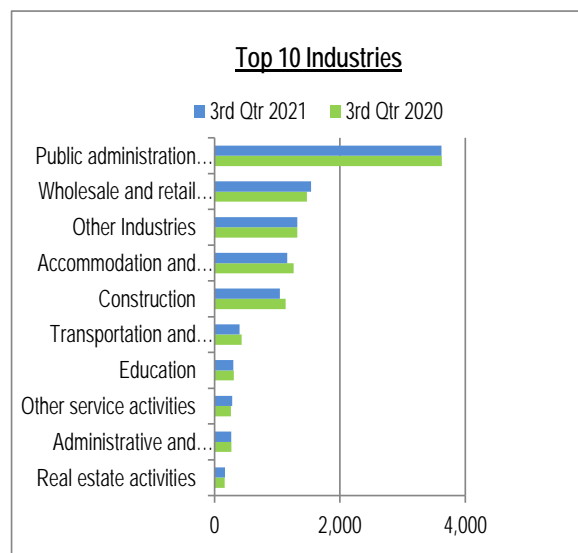
**SEPTEMBER 2021 QTR KEY FIGURES**

INDUSTRY	Average Employed 3 <sup>rd</sup> Qtr 2020	Average Employed 3 <sup>rd</sup> Qtr 2021	% Change
Agriculture and forestry	93	111	19.4
Fisheries	44	37	-14.9
Mining and quarrying	49	54	10.1
Manufacturing	159	145	-8.6
Construction	1,133	1,044	-7.8
Wholesale and retail trade	1,473	1,540	4.5
Transportation and storage	432	398	-7.8
Accommodation and food service activities	1,262	1,156	-8.3
Professional, scientific and technical activities	115	119	3.5
Real estate activities	163	169	3.3
Administrative & support service activities	268	264	-1.6
Public administration and defence	3,621	3,618	-0.1
Education	325	308	-5.4
Other service activities	308	299	-2.7
Other Industries	1,321	1,320	-0.1
<b>TOTAL</b>	<b>10,679</b>	<b>10,536</b>	<b>-1.3</b>

Source: Social Security Administration and Bureau of Budget & Planning, MOF

**SEPTEMBER 2021 QTR KEY POINTS**

- Quarterly employment numbers are derived by averaging total number of people filing returns at the end of the quarter. Industry employment counts are classified based on the business activity as disclosed on their Social Security activity description.
- Overall, the total average employment declined by 1.3% compared to the same period last year.
- Construction industry showed a decline of 7.8%, likely associated with the completion of various commercial, residential and other infrastructure projects.
- Tourism related industries such as Transportation and storage, Accommodation and food service activities and Administrative and support service activities all experienced a decline this quarter. These decreases were largely driven by the decline in visitor arrivals due to the Covid-19 pandemic.
- On the other hand, Agriculture and forestry industry experienced an increase of 19.4%, likely associated with the wages data.
- Other industries include Electricity, gas, steam and air conditioning supply, Information and communication, Financial and insurance activities, Human health and social work activities, Arts, entertainment and recreation, Activities of household as employers; undifferentiated goods and services-producing activities of households for own use, and Activities of Extraterritorial organizations and bodies.



For more information contact Office of Planning & Statistics at 767-1269/1270 or Email to [ops@palaugov.org](mailto:ops@palaugov.org)