



**Ministry of Finance
Bureau of Budget & Planning
Office of Planning & Statistics**

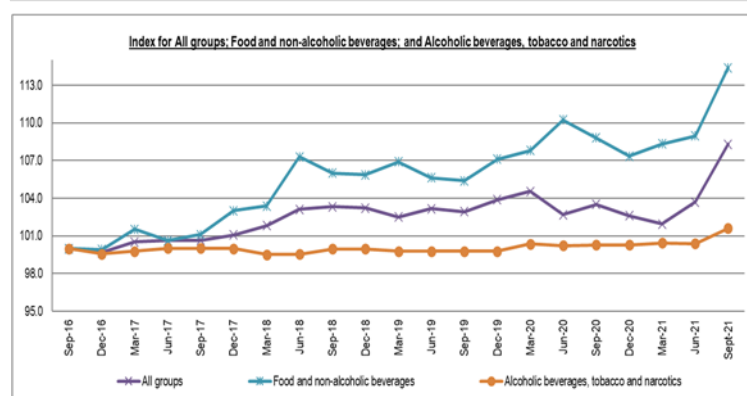
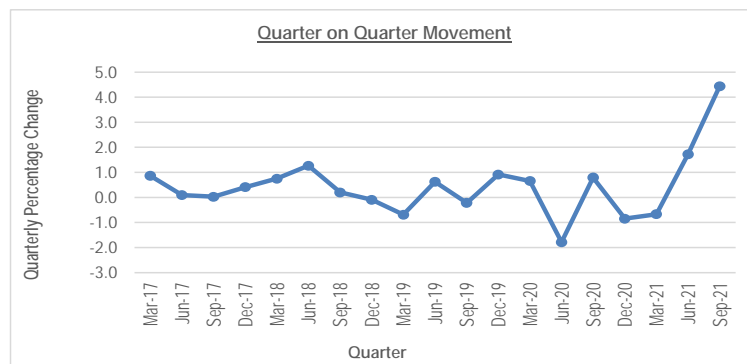
P. O. Box 6011, Melekeok, Republic of Palau 96939
Tel. (680) 767-1269/1270 Fax. (680) 767-5642

Email: ops@palaugov.org; Web address: <http://www.palaugov.org/budgetandplanning/>

September 2021 QTR KEY FIGURES

Major Groups	QTR on QTR % Change	YR on YR % Change
Food & non-alcoholic beverages	5.0	5.1
Alcoholic beverages, tobacco & narcotics	1.2	1.3
Clothing & Footwear	-1.8	-6.3
Housing, water, electricity, gas, & other fuels	14.9	1.8
Furnishings, household equipment, and routine household maintenance	3.7	-1.1
Health	-2.0	2.7
Transport	4.1	15.9
Communication	0.0	0.0
Recreation and Culture	3.6	4.3
Education	10.0	9.1
Restaurants and Hotels	0.0	5.1
Miscellaneous goods & services	-1.3	1.6
ALL GROUPS	4.4	4.6

Source: Bureau of Budget & Planning, MOF



SEPTEMBER 2021 QTR KEY POINTS

- All groups saw an increase of 4.4% over the last quarter. Groups that showed significant increases were Housing, water, electricity, gas, & other fuels group at 14.9%, followed by Education group at 10.0%, Food & non-alcoholic beverages group at 5.0%, Transport group at 4.1%, Furnishings, household equipment, & routine household maintenance group at 3.7% and Recreation & culture group at 3.6%. Items that contributed the most to these increases include the price change on electricity, education, chicken wings, canned goods, paint and furniture. Local goods such as betelnut, taro and coconut juice also saw significant price increase during this quarter. Remaining groups so little or no change this quarter.
- The annual change of 4.6% for the last 12 months was largely driven by Transport group at 15.9%, Education group at 9.1%, Food & non-alcoholic beverages group and Restaurants & hotels group both at 5.1%, and Recreation & culture group at 4.3% respectively. Items that contributed the most to these groups' change includes the price increase on taxi fare, school tuition, mattress, frozen meat, canned goods, and local products. On the other hand, two groups that experienced decreases were Clothing & footwear group at 6.3% and Furnishings, household equipment, and routine household maintenance group at 1.1%. These declines were mainly due to the price change of women's clothes, shoes and beauty products.



**Ministry of Finance
Bureau of Budget & Planning
Office of Planning & Statistics**

P. O. Box 6011, Melekeok, Republic of Palau 96939
Tel. (680) 767-1269/1270 Fax. (680) 767-5642

Email: ops@palaugov.org ; Web address: <http://www.palaugov.org/budgetandplanning>

SEPTEMBER 2021 QTR KEY FIGURES

Imports	Total FOB Value 3rd Qtr. 2020	Total FOB Value 3rd Qtr. 2021	% Change
Live Animals; animal products	2,096,470	2,566,765	22.4
Vegetable products	1,467,952	1,612,079	9.8
Prepared foodstuffs, beverages, spirits & tobacco	4,486,726	5,219,435	16.3
Mineral products	3,110,027	7,148,083	129.8
Chemicals and allied products	10,086,572	2,625,016	-74.0
Articles of stone, plaster, cement, glass & ceramic products	401,042	342,885	-14.5
Base metals & articles thereof	1,527,433	2,422,787	58.6
Machinery & mechanical & electrical appliances & parts	5,659,188	11,453,463	102.4
Vehicles, aircraft & associated transport equipment	2,041,024	3,547,855	73.8
Miscellaneous manufactured articles	1,113,816	1,588,993	42.7
Other Imports	3,825,463	5,099,582	33.3
Total	35,815,714	43,626,941	21.8

Source: Bureau of Customs & Border Protection, MOF and Bureau of Budget & Planning, MOF

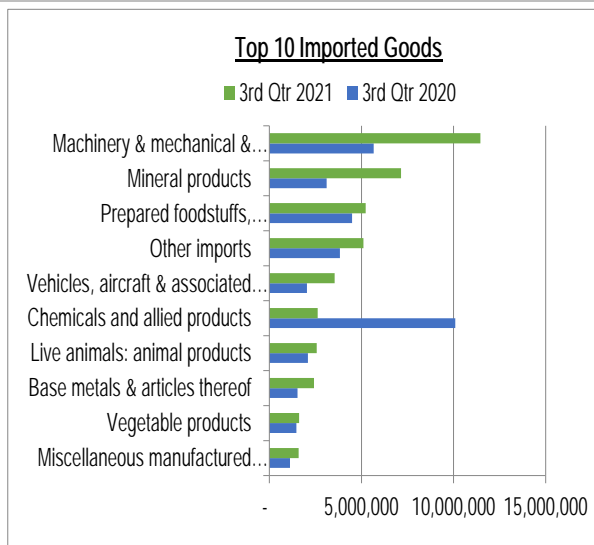
Ocean Cargo Carriers' Inbound Containers

Type	Total Containers 3rd Qtr. 2020	Total Containers 3rd Qtr. 2021	% Change
20'D	408	383	-6.1
40'D	220	225	2.3
20'R	24	30	25.0
40'R	38	42	10.5
Total	690	680	-1.4

Source: Division of Marine Transportation, BCD, MPIIC

SEPTEMBER 2021 QTR KEY POINTS

- Overall, total imports increased by 21.8% over the same period last year.
- Mineral products group saw a significant increase of 129.8% due to high imports of fuel and oil products.
- Machinery & mechanical & electrical appliances & parts thereof group trail with a 102.4% increase due to high imports of electrical machineries and equipments.
- The 73.8% increase in Vehicles, aircraft & associated transport equipment group was mainly due to large imports of used vehicles from Japan.
- Chemicals and allied products group showed a huge drop of 74.0% largely driven by the decline of pharmaceutical products and organic & inorganic compounds.
- Other imports include Animal or vegetable oils & fats, Arms and ammunition, parts & accessories thereof, Footwear, headgear, umbrellas & parts thereof, Pearls, precious & semi-precious stones & metals, Photographic & optical, medical & surgical goods & clocks/watches & musical instruments, Plastic, rubber & articles thereof, Raw hides, skins, leather articles & travel goods, Textiles & textile articles, Wood pulp, paper & paperboard & articles thereof, Wood, cork & articles thereof & plaiting material, and Works of art, collectors pieces & antiques.
- The table on the top right corner shows the number of inbound containers by size and type. The overall number declined by 1.4% over the same quarter last year.





**Ministry of Finance
Bureau of Budget & Planning
Office of Planning & Statistics**

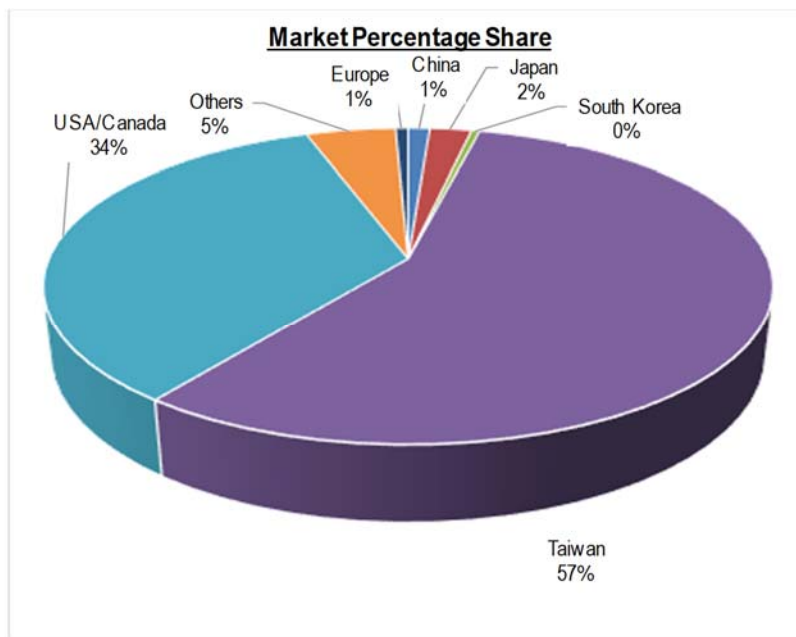
P. O. Box 6011, Melekeok, Republic of Palau 96939
Tel. (680) 767-1269/1270 Fax. (680) 767-5642

Email: ops@palaugov.org; Web address: <http://www.palaugov.pw/budgetandplanning>

SEPTEMBER 2021 QTR KEY FIGURES

Country	Visitor Arrivals 3rd Qtr 2020	Visitor Arrivals 3rd Qtr 2021
Taiwan	25	1,554
USA/Canada	36	942
Others	65	129
Japan	2	60
China	0	31
Europe	1	18
South Korea	0	12
Total	129	2,746

Source: Bureau of Customs and Border Protection, MOF, Republic of Palau



SEPTEMBER 2021 QTR KEY POINTS

- The total number of visitors this quarter was 2,746, an increase of 2,617 compared to the same quarter last year.
- The increase was possible through Taiwan-Palau bubble as China Airlines resumes flights after the Covid-19 outbreak in Taiwan.
- USA/Canada visitors has increased significantly as Guam – Palau route commenced its regular weekly flights that began in July.
- With the continued COVID-19 pandemic, Palau has cautiously opened its borders to Taiwan and Guam but, remain vigilant with travel restrictions.
- Palau is optimistic to create more travel opportunities from other countries as we practice the new normal.



Ministry of Finance
Bureau of Budget & Planning
Office of Planning & Statistics

P. O. Box 6011, Melekeok, Republic of Palau 96939
Tel. (680) 767-1269/1270 Fax. (680) 767-5642

Email: ops@palaugov.org ; Web address: <http://www.palaugov.org/budgetandplanning>

SEPTEMBER 2021 QTR KEY FIGURES-FIAC

Industry	FIAC Issued 3 rd Qtr. 2020	FIAC Issued 3 rd Qtr. 2021
Agriculture, forestry and fishing	-	1
Manufacturing	1	-
Construction	2	-
Wholesale and retail trade; repair of motor vehicles and motorcycles	1	-
Transportation and storage	1	-
Accommodation and food service	2	-
Real estate activities	1	1
Professional, scientific and technical activities	-	1
Total	8	3

Source: Foreign Investment Board, ROP

SEPTEMBER 2021 QTR KEY FIGURES-KSG

Type	Building Permits 3 rd Qtr. 2020	Building Permits 3 rd Qtr. 2021
Commercial	4	0
Government	2	0
Residential	12	10
Total	18	10

Source: Building & Zoning, Koror State Government

SEPTEMBER 2021 QTR KEY FIGURES-EQPB

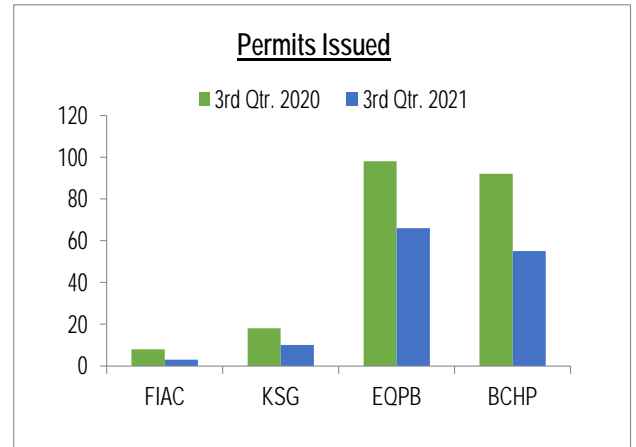
Type	Earthmoving Permits Issued 3 rd Qtr. 2020	Earthmoving Permits Issued 3 rd Qtr. 2021
Commercial	7	12
Government & NGOs	27	18
Residential	64	36
Total	98	66

Source: Environmental Quality Protection Board, ROP

SEPTEMBER 2021 QTR KEY FIGURES-BCHP

Type	Historical Clearance Issued 3 rd Qtr. 2020	Historical Clearance Issued 3 rd Qtr. 2021
Commercial	11	9
Government	23	6
Residential	58	40
Total	92	55

Source: Bureau of Cultural and Historical Preservation, MHRCTD



SEPTEMBER 2021 QTR KEY POINTS

- Overall, FIAC licenses issued this quarter declined by 5 compared to the same quarter last year. There were only 3 new licenses issued this quarter, 1 for Agriculture, forestry and fishing, 1 for Real estate activities, and 1 for Professional, scientific and technical activities.
- Building permits issued this quarter by KSG-Building & Zoning declined by 8 over the same period last year. There were only 10 Residential building permits issued this quarter.
- Earthmoving permits issued for this quarter declined by 32 over the same period last year. A total of 66 earthmoving permits were issued this quarter with Residential permits contributing the highest. All of the earthmoving activities in the Republic of Palau with the exception of agricultural/funeral practices require an earthmoving permit from EQPB, whereas, building permits issued by KSG-Building & Zoning are only applicable to projects in Koror State.
- Historical Clearance issued this quarter declined by 37 compared to the same quarter last year. A total of 55 clearance were issued this quarter with Residential clearance contributing the highest. Under title 19 PNC chapter 1, Historical Clearance is required for any earthmoving activity in the Republic of Palau with the exception of non-commercial farms and funeral practices.