



Ministry of Finance
Bureau of Budget & Planning
Office of Planning & Statistics

P. O. Box 6011, Melekeok, Republic of Palau 96939
 Tel. (680) 767-1269/1270 Fax. (680) 767-5642

Email: ops@palaugov.org ; Web address: <http://www.palaugov.org/budgetandplanning>

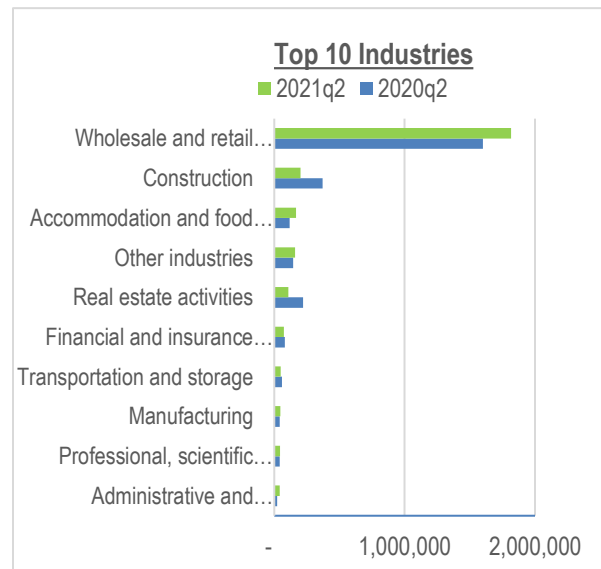
JUNE 2021 QTR KEY FIGURES

INDUSTRY	Total BGRT 2 nd Qtr 2020 (\$)	Total BGRT 2 nd Qtr 2021 (\$)	%Change
Agriculture and forestry	4,744	3,813	-19.6
Fisheries	1,990	6,750	239.2
Mining and quarrying	30,285	32,066	5.9
Manufacturing	40,711	47,156	15.8
Construction	371,414	201,643	-45.7
Wholesale & retail trade; repair of motor vehicles and motorcycles	1,600,636	1,816,147	13.5
Transportation and storage	57,905	49,975	-13.7
Accommodation and food service activities	117,198	167,061	42.5
Financial and insurance activities	80,165	72,768	-9.2
Real estate activities	221,137	107,478	-51.4
Professional, scientific and technical activities	42,296	43,816	3.6
Administrative and support service activities	21,996	41,100	86.9
Other service activities	15,902	20,128	26.6
Other industries	144,413	159,494	10.4
TOTAL	2,750,792	2,769,396	0.7

Source: Division of Rev. & Tax, MOF and Bureau of Budget & Planning, MOF

JUNE 2021 QTR KEY POINTS

- Total BGRT collected this quarter increased by 0.7% compared to the same quarter last year.
- Industries that saw significant increase this quarter includes Fisheries at 239.2%, Administrative and support service activities at 86.9%, Accommodation and food service activities at 42.5%, and Other service activities at 26.6%.
- Fisheries which saw a significant increase was mainly due to the increased demand in offshore fisheries as well as marine recreational activities.
- Administrative and support service activities which also saw a significant increase was mainly due to the increased demand in renting and leasing of tangible goods.
- Of the 14 industries, five declined over the same quarter last year. These industries include Real estate activities at -51.4%, Construction at -45.7%, Agriculture and forestry at -19.6%, Transportation and storage at -13.7%, and Financial and insurance activities at -9.2%.
- Other industries include Water supply; sewerage, waste management and remediation activities, Information and Communication; Education; Human Health and Social Work; and Arts, Entertainment and Recreation.





**Ministry of Finance
Bureau of Budget & Planning
Office of Planning & Statistics**

P. O. Box 6011, Melekeok, Republic of Palau 96939
Tel. (680) 767-1269/1270 Fax. (680) 767-5642

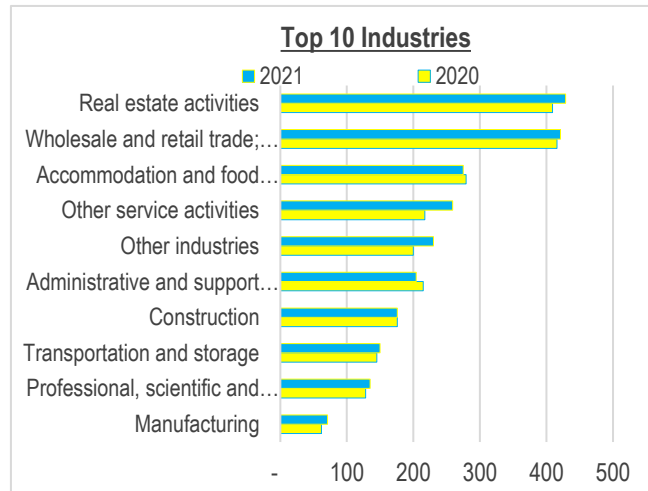
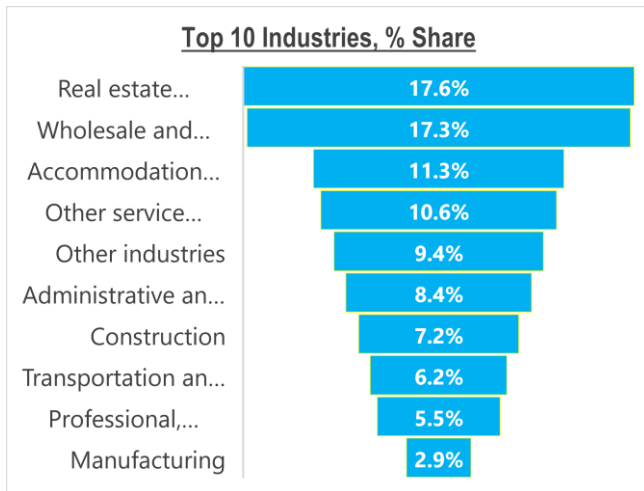
Email: ops@palaugov.org Web address: <http://www.palaugov.org/budgetandplanning/>

JUNE 2021 QTR KEY FIGURES

INDUSTRY	Total Registered Business License 2020	Total Registered Business License 2021	% Change
Agriculture and forestry	37	37	0.0
Fisheries	36	34	-5.6
Mining and quarrying	15	16	6.7
Manufacturing	62	71	14.5
Construction	176	176	0.0
Wholesale and retail trade	416	421	1.2
Transportation and storage	145	150	3.4
Accommodation and food service activities	279	275	-1.4
Real estate activities	409	429	4.9
Professional, scientific & technical activities	128	135	5.5
Administrative and support service activities	215	204	-5.1
Other service activities	217	259	19.4
Other Industries	200	230	15.0
Total	2,335	2,437	4.4

Source: Division of Rev. & Tax, MOF and Bureau of Budget & Planning, MOF

JUNE 2021 QTR KEY POINTS



- Business Licenses must be renewed by December 31st of each year to avoid penalty and interest fees. The table above shows the cumulative number of business licenses issued for year 2020 and 2021 for the respective quarter.
- To date, there have been a total of 2,437 licenses, an increase of 102 or 4.4% issued for business year 2021.
- Among the top 10 industries, Real estate activities is the largest industry with a percentage share of about 17.6%.
- Wholesale and retail trade industry comes in second at 17.3%, followed by Accommodation and food service activities at 11.3%.
- These three industries combined makes up about 46.2% of the overall count of business licenses issued this year.
- Other industries include Information and Communication, Financial and insurance activities, Education, Human Health and Social Work, Arts, Entertainment and Recreation, and Public administration and defense; compulsory social security; and Water; sewerage, waste management and remediation activities.

For more information contact Office of Planning & Statistics at 767-1269/1270 or Email to ops@palaugov.org



**Ministry of Finance
Bureau of Budget & Planning
Office of Planning & Statistics**

P. O. Box 6011, Melekeok, Republic of Palau 96939
Tel. (680) 767-1269/1270 Fax. (680) 767-5642

Email: ops@palaugov.org ; Web address: <http://www.palaugov.org/budgetandplanning/>

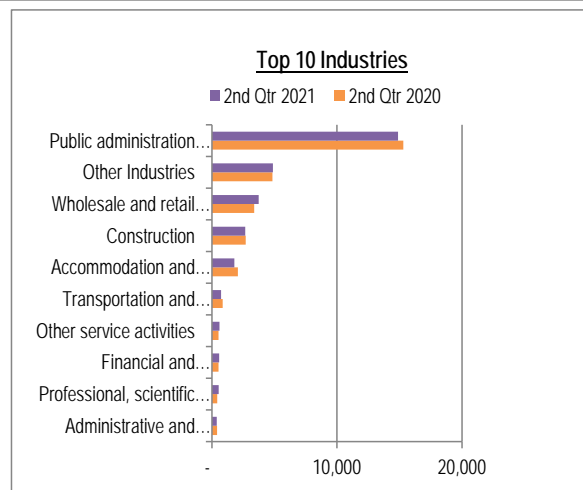
JUNE 2021 FIGURES

INDUSTRY	Total Wages 2 nd Qtr 2020 (in USD'000)	Total Wages 2 nd Qtr 2021 (in USD'000)	% Change
Agriculture	85	109	28.6
Fisheries	97	84	-13.4
Mining and quarrying	134	186	38.4
Manufacturing	252	275	8.9
Construction	2,710	2,663	-1.7
Wholesale and retail trade	3,387	3,745	10.6
Transportation and storage	859	744	-13.4
Accommodation and food service activities	2,079	1,790	-13.9
Financial and insurance activities	539	586	8.7
Professional, scientific and technical activities	427	550	28.9
Real estate activities	336	422	25.6
Administrative and support service activities	417	397	-4.7
Public administration and defence	15,327	14,890	-2.9
Other service activities	524	616	17.7
Other Industries	4,845	4,883	0.8
TOTAL	31,683	31,519	-0.5

Source: Social Security Administration; Bureau of Budget & Planning, MOF

JUNE 2021 KEY POINTS

- Overall wages collected this quarter declined by approximately 1% compared to the same period last year.
- Industries that showed significant decline this quarter include Accommodation & food service activities, Transportation & storage and Fisheries.
- Tourism related industries such as Accommodation & food service activities, Transportation & storage and Administrative & support service activities all showed decreases, mainly driven by the decline in visitor arrivals due to the pandemic.
- Conversely, Industries that saw significant increase this quarter include Mining & quarrying, Professional, scientific & technical activities, Agriculture, and Real estate activities.



- Other Industries include Electricity, gas, steam and air conditioning supply, Water supply; sewerage, waste management and remediation activities, Information and communication, Education, Human health and social work activities, Arts, entertainment and recreation, Activities of household as employers, undifferentiated goods- and services-producing activities of households for own use, and Activities of extraterritorial organizations and bodies.



**Ministry of Finance
Bureau of Budget & Planning
Office of Planning & Statistics**

P. O. Box 6011, Melekeok, Republic of Palau 96939
Tel. (680) 767-1269/1270 Fax. (680) 767-5642

Email: ops@palaugov.org ; Web address: <http://www.palaugov.org/budgetandplanning/>

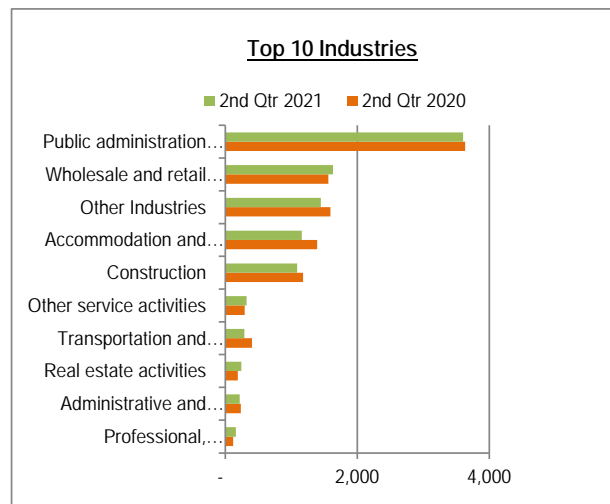
JUNE 2021 QTR KEY FIGURES

INDUSTRY	Average Employed 2 nd Qtr 2020	Average Employed 2 nd Qtr 2021	% Change
Agriculture and forestry	90	124	37.8
Fisheries	48	36	-25.0
Mining and quarrying	47	57	19.7
Manufacturing	144	145	0.6
Construction	1,179	1,088	-7.7
Wholesale and retail trade	1,561	1,629	4.4
Transportation and storage	406	288	-28.9
Accommodation and food service activities	1,391	1,158	-16.8
Financial and insurance activities	90	91	1.5
Professional, scientific and technical activities	119	160	34.8
Administrative & support service activities	237	220	-7.1
Public administration and defence	3,637	3,600	-1.0
Other service activities	294	323	9.7
Other Industries	1,593	1,448	-9.1
TOTAL	11,025	10,612	-3.7

Source: Social Security Administration and Bureau of Budget & Planning, MOF

JUNE 2021 QTR KEY POINTS

- Quarterly employment numbers are derived by averaging total number of people filing returns at the end of the quarter. Industry employment counts are classified based on the business activity as disclosed on their Social Security activity description.
- Overall, the total average employment declined by 3.7% compared to the same period last year.
- Industries that experienced significant decline this quarter include Transportation & storage, Fisheries and Accommodation & food service activities.
- Tourism related industries such as Transportation & storage, Accommodation & food service activities and Administrative & support service activities all showed decreases, mainly driven by the decline in visitor arrivals due to the pandemic.
- Conversely, Industries that showed significant increase this quarter includes Agriculture & forestry, Professional, scientific & technical activities and Mining & quarrying.
- Other Industries include Electricity, gas, steam and air conditioning supply, Water supply; sewerage, waste management and remediation activities, Information and communication, Education, Human health and social work activities, Arts, entertainment and recreation, Activities of household as employers, undifferentiated goods- and services-producing activities of households for own use, and Activities of extraterritorial organizations and bodies



For more information contact Office of Planning & Statistics at 767-1269/1270 or Email to ops@palaugov.org