



**Ministry of Finance
Bureau of Budget & Planning
Office of Planning & Statistics**

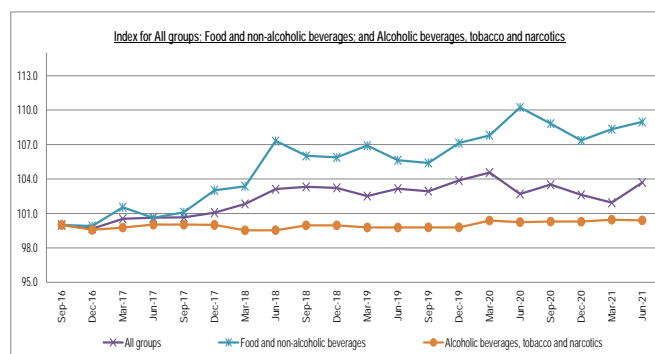
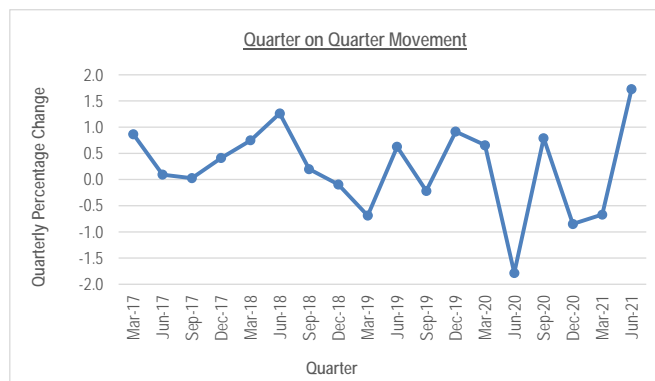
P. O. Box 6011, Melekeok, Republic of Palau 96939
Tel. (680) 767-1269/1270 Fax. (680) 767-5642

Email: ops@palau.gov ; Web address: <http://www.palau.gov/budgetandplanning/>

JUNE 2021 QTR KEY FIGURES

Major Groups	QTR on QTR % Change	YR on YR % Change
Food & non-alcoholic beverages	0.6	-1.1
Alcoholic beverages, tobacco & narcotics	-0.1	0.2
Clothing & Footwear	-5.1	-1.2
Housing, water, electricity, gas, and other fuels	2.6	-11.1
Furnishings, household equipment, and routine household maintenance	-3.1	-5.2
Health	0.0	2.6
Transport	9.3	19.2
Communication	0.0	0.1
Recreation and Culture	0.7	0.7
Education	-0.9	-0.9
Restaurants and Hotels	0.0	5.1
Miscellaneous goods and services	1.5	2.9
ALL GROUPS	1.7	1.0

Source: Bureau of Budget & Planning, MOF



JUNE 2021 QTR KEY POINTS

- All groups saw an increase of 1.7% over the last quarter. Groups that showed positive price change were Transport group, Housing, water, electricity, gas, & other fuels group, Miscellaneous goods & services group, Recreation & culture group, and Food & non-alcoholic beverages group. These changes were mainly due to price increases in fuel products, utilities, hygiene products, stationery products, frozen meat, vegetables and dairy products. On the other hand, groups that saw a significant decline were Clothing & footwear group and Furnishings, household equipment, & routine household maintenance group. The remaining groups saw little or no change this quarter.
- The annual increase of 1.0% for the last 12 months was largely due to the Transport group, Restaurants & hotels group, Miscellaneous goods and services group and Health group. Items that contributed the most to these groups' increases include fuel products, bento pack, hair dressing, hygiene products and prescription medicines. Conversely, groups that saw a significant decline include Housing, water, electricity, gas, & other fuels and Furnishing, household equipment, & routine household maintenance group. The remaining groups saw little or no annual price change this quarter.



**Ministry of Finance
Bureau of Budget & Planning
Office of Planning & Statistics**

P. O. Box 6011, Melekeok, Republic of Palau 96939
Tel. (680) 767-1269/1270 Fax. (680) 767-5642

Email: ops@palaugov.org ; Web address: <http://www.palaugov.org/budgetandplanning>

JUNE 2021 QTR KEY FIGURES

Imports	Total FOB Value 2nd Qtr. 2020	Total FOB Value 2nd Qtr. 2021	% Change
Live Animals; animal products	2,023,481	2,115,901	4.6
Vegetable products	1,700,029	1,298,734	-23.6
Prepared foodstuffs, beverages, spirits & tobacco	4,484,674	3,812,459	-15.0
Mineral products	4,425,997	6,632,630	49.9
Chemicals and allied products	2,386,634	2,202,628	-7.7
Articles of stone, plaster, cement, glass & ceramic products	465,600	755,177	62.2
Base metals & articles thereof	2,322,159	1,742,028	-25.0
Machinery & mechanical & electrical appliances & parts	6,089,723	4,305,854	-29.3
Vehicles, aircraft & associated transport equipment	2,254,091	2,932,063	30.1
Miscellaneous manufactured articles	2,101,544	1,119,606	-46.7
Other Imports	4,216,949	5,389,043	27.8
Total	32,470,880	32,306,121	-0.5

Source: Bureau of Customs & Border Protection, MOF and Bureau of Budget & Planning, MOF

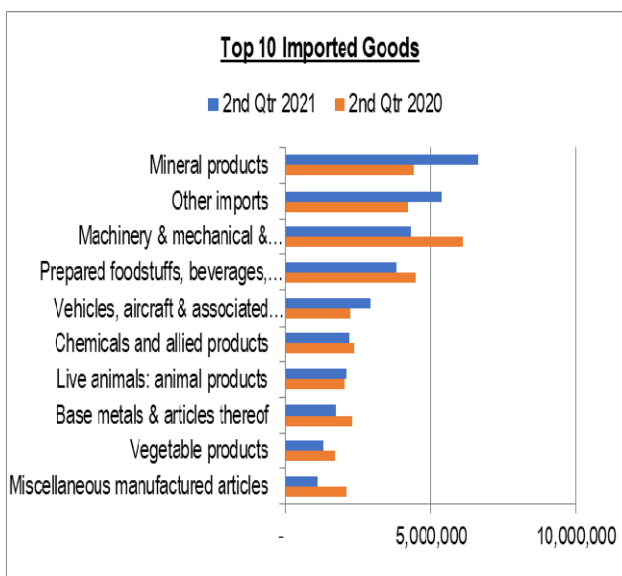
Ocean Cargo Carriers' Inbound Containers

Type	Total Containers 2nd Qtr. 2020	Total Containers 2nd Qtr. 2021	% Change
20'D	464	307	-33.8
40'D	255	202	-20.8
20'R	32	18	-43.8
40'R	37	42	13.5
Total	788	569	-27.8

Source: Division of Marine Transportation, BCD, MPIIC

JUNE 2021 QTR KEY POINTS

- Overall, total imports declined by 0.5% over the same period last year.
- Articles of stone, plaster, cement, glass & ceramic products group saw an increase of 62.2% largely due to the imports of stone, plaster, cement, asbestos, ceramic product and glassware.
- The 49.9% increase in Mineral products was mainly driven by the rise of fuel imports and oil products.
- Miscellaneous and manufactured articles group showed a decrease of 46.7%. Imports of furniture, toy & games, and other miscellaneous manufactured articles contributed to last year's high number.
- Other imports include Animal or vegetable oils & fats, Arms and ammunition, parts & accessories thereof, Footwear, headgear, umbrellas & parts thereof, Pearls, precious & semi-precious stones & metals, Photographic & optical, medical & surgical goods & clocks/watches & musical instruments, Plastic, rubber & articles thereof, Raw hides, skins, leather articles & travel goods, Textiles & textile articles, Wood pulp, paper & paperboard & articles thereof, Wood, cork & articles thereof & plaiting material, and Works of art, collectors pieces & antiques.
- The table on the top right corner shows the number of inbound containers by size and type. The overall number declined by 27.8% over the same quarter last year.





**Ministry of Finance
Bureau of Budget & Planning
Office of Planning & Statistics**

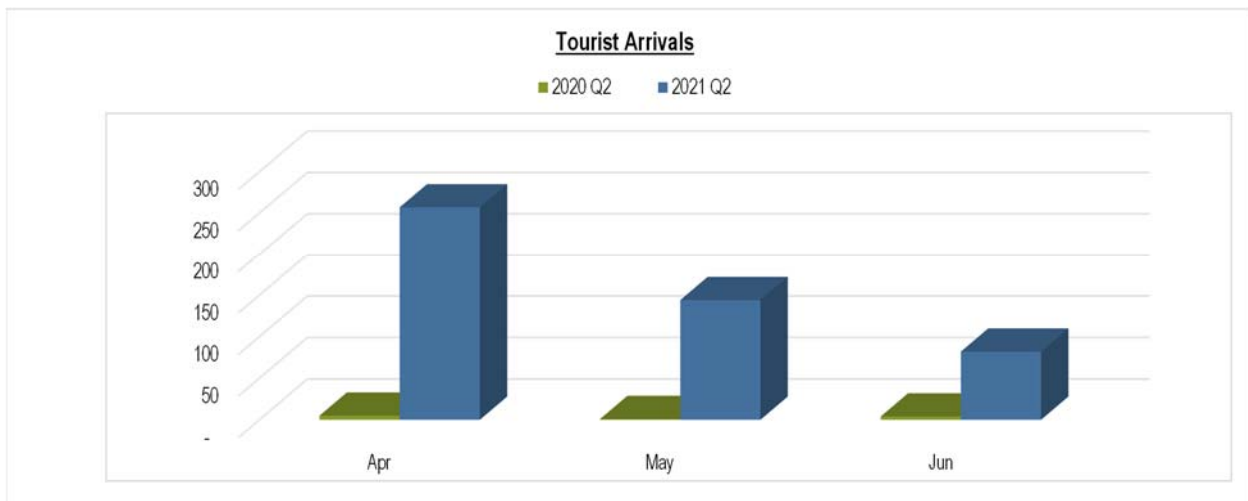
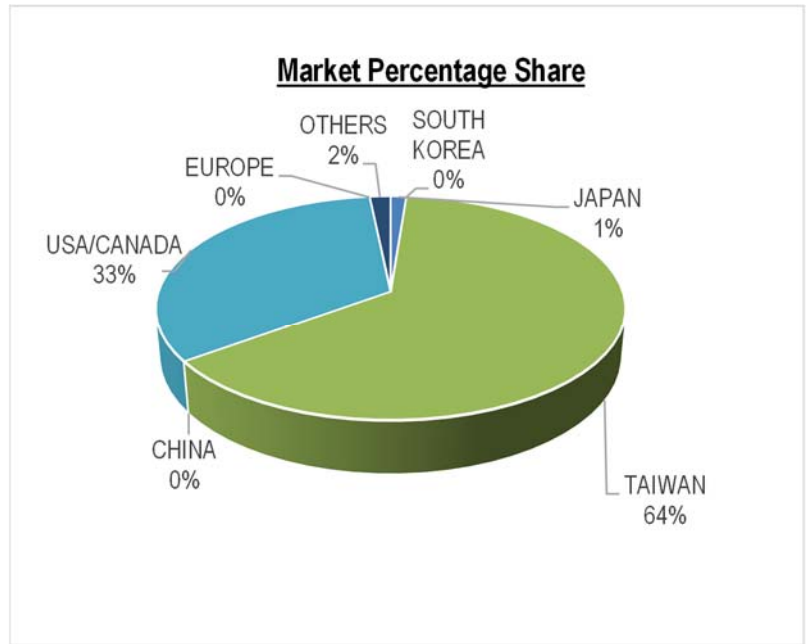
P. O. Box 6011, Melekeok, Republic of Palau 96939
Tel. (680) 767-1269/1270 Fax. (680) 767-5642

Email: ops@palaugov.org; Web address: <http://www.palaugov.pw/budgetandplanning>

JUNE 2021 QTR KEY FIGURES

Country	Visitor Arrivals 2nd Qtr 2020	Visitor Arrivals 2nd Qtr 2021
China	0	0
Taiwan	5	308
Japan	0	6
South Korea	0	0
USA/Canada	1	161
Others	4	8
Europe	0	0
Total	10	483

Source: Bureau of Immigration and Labor, MOJ, Republic of Palau



JUNE 2021 QTR KEY POINTS

- The total number of visitors this quarter was 483, an increase of 473 compared to the same quarter last year.
- This increase was possible through the Taiwan-Palau travel bubble with China Airlines which officially began in April 1, 2021. Unfortunately, flights from Taiwan were canceled after just seven weeks of the travel bubble trial due to coronavirus outbreak in Taiwan.
- With the continued COVID-19 pandemic, Palau has cautiously opened its borders to Guam but, remain vigilant with travel restrictions.
- Going forward Palau is optimistic to lure in visitors as United Airlines begins its weekly regular flights in July. Additionally, the Taiwan-Palau travel bubble is ongoing with both countries still on discussions on how to go about it.



Ministry of Finance
Bureau of Budget & Planning
Office of Planning & Statistics

P. O. Box 6011, Melekeok, Republic of Palau 96939
Tel. (680) 767-1269/1270 Fax. (680) 767-5642

Email: ops@palaugov.org ; Web address: <http://www.palaugov.org/budgetandplanning>

JUNE 2021 QTR KEY FIGURES-FIAC

Industry	FIAC Issued 2 nd Qtr. 2020	FIAC Issued 2 nd Qtr. 2021
Accommodation and food service activities	4	1
Construction	2	1
Information and communication	1	-
Professional, scientific and technical activities	1	-
Real estate activities	1	-
Total	9	2

Source: Foreign Investment Board, ROP

JUNE 2021 QTR KEY FIGURES-KSG

Type	Building Permits 2 nd Qtr. 2020	Building Permits 2 nd Qtr. 2021
Commercial	3	6
Government	1	5
Residential	14	12
Total	18	23

Source: Building & Zoning, Koror State Government

JUNE 2021 QTR KEY FIGURES-EQPB

Type	Earthmoving Permits Issued 2 nd Qtr. 2020	Earthmoving Permits Issued 2 nd Qtr. 2021
Commercial	19	14
Government & NGOs	24	22
Residential	57	40
Total	100	76

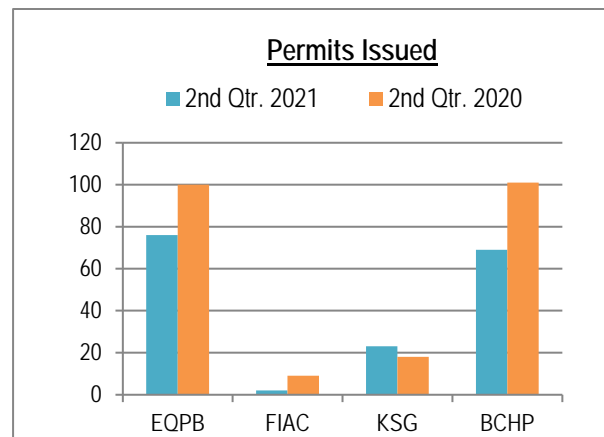
Source: Environmental Quality Protection Board, ROP

JUNE 2021 QTR KEY FIGURES-BCHP

Type	Historical Clearance Issued 2 nd Qtr. 2020	Historical Clearance Issued 2 nd Qtr. 2021
Commercial	25	14
Government	11	17
Residential	65	38
Total	101	69

Source: Bureau of Cultural and Historical Preservation, MHRCTD

Permits Issued



JUNE 2021 QTR KEY POINTS

- Overall, FIAC licenses issued this quarter declined by 7 compared to the same quarter last year. There were only 2 new licenses issued this quarter, 1 for Accommodation & food service activities (hotels & restaurant) and 1 for Construction.
- Building permits issued this quarter by KSG-Building & Zoning increased by 5 over the same period last year. A total of 23 building permits were issued this quarter with Residential building permits contributing the highest.
- Earthmoving permits issued for this quarter declined by 24 over the same period last year. A total of 76 earthmoving permits were issued this quarter with Residential permits contributing the highest. All of the earthmoving activities in the Republic of Palau with the exception of agricultural/funeral practices require an earthmoving permit from EQPB, whereas, building permits issued by KSG-Building & Zoning are only applicable to projects in Koror State.
- Historical Clearance issued this quarter decreased by 32 compared to the same quarter last year. A total of 69 clearance was issued this quarter with a decline in commercial and residential while government saw an increase. Under title 19 PNC chapter 1, Historical Clearance is required for any earthmoving activity in the Republic of Palau with the exception of non-commercial farms and funeral practices.