



**Ministry of Finance  
Bureau of Budget & Planning  
Office of Planning & Statistics**

P. O. Box 6011, Melekeok, Republic of Palau 96939  
Tel. (680) 767-1269/1270 Fax. (680) 767-5642

Email: [ops@palaugov.org](mailto:ops@palaugov.org) ; Web address: <http://www.palaugov.org/budgetandplanning>

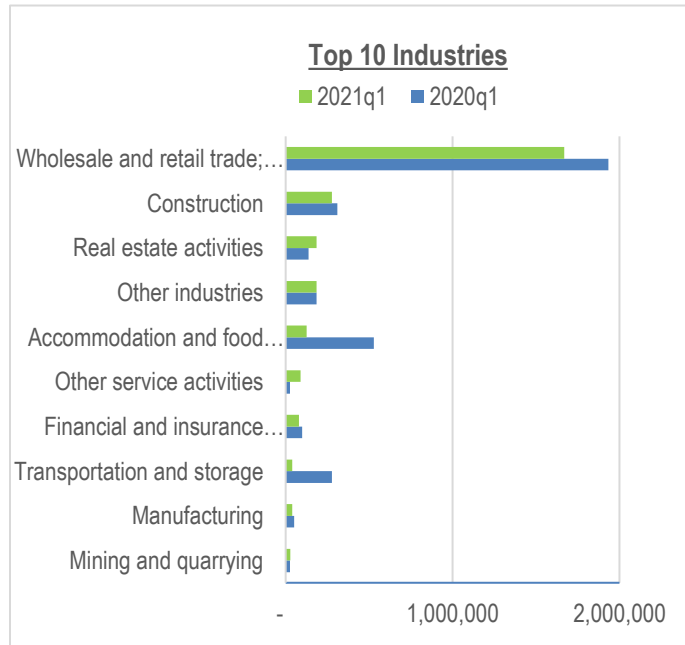
**MARCH 2021 QTR KEY FIGURES**

INDUSTRY	Total BGRT 1 <sup>ST</sup> Qtr 2020 (\$)	Total BGRT 1 <sup>ST</sup> Qtr 2021 (\$)	%Change	Total Number of BGRT Non-filers 1 <sup>ST</sup> Qtr 2020	Total Number of BGRT Non-filers 1 <sup>ST</sup> Qtr 2021
Agriculture and forestry	4,477	4,872	8.8	1	4
Fisheries	6,188	5,400	-12.7	2	6
Mining and quarrying	25,147	28,018	11.4	0	1
Manufacturing	50,740	39,607	-21.9	3	7
Construction	309,268	277,680	-10.2	11	24
Wholesale & retail trade; repair of motor vehicles and motorcycles	1,934,465	1,668,416	-13.8	19	40
Transportation and storage	277,743	39,870	-85.6	5	19
Accommodation and food service activities	528,168	126,201	-76.1	13	27
Financial and insurance activities	98,082	79,711	-18.7	0	4
Real estate activities	137,457	185,359	34.8	11	44
Professional, scientific and technical activities	44,422	27,617	-37.8	22	24
Administrative and support service activities	87,595	25,970	-70.4	13	26
Other service activities	26,601	89,729	237.3	32	43
Other industries	184,967	185,220	0.1	19	46
<b>TOTAL</b>	<b>3,715,320</b>	<b>2,783,669</b>	<b>-25.1</b>	<b>151</b>	<b>315</b>

Source: Division of Rev. & Tax, MOF and Bureau of Budget & Planning, MOF

**MARCH 2021 QTR KEY POINTS**

- Total BGRT collected this quarter dropped by 25.1% compared to the same quarter last year.
- Industries that saw a major decline includes Transportation and storage, Accommodation and food service activities, Administrative and support service activities, and Professional, scientific and technical activities at -85.6%, -76.1%, -70.4%, and -37.8% respectively.
- These industries that showed a significant decline are highly associated with tourism activities which is hampered by the current global pandemic.
- Of the 14 industries, only five showed positive growth over the same quarter last year. These include Other service activities, Real estate activities, Mining and quarrying, Agriculture and forestry, and Other industries at 237.3%, 34.8%, 11.4%, 8.8% and 0.1% respectively.
- Other service activities which saw a significant increase was mainly due to the increase in organizations as well as personal services.
- Total BGRT Non-filers include all registered businesses with active business status that failed to file quarterly GRT. Total number of Non-filers was higher at 315, as compared to the same period last year.
- Other industries include Water supply; sewerage, waste management and remediation activities, Information and Communication; Education; Human Health and Social Work; and Arts, Entertainment and Recreation.





**Ministry of Finance**  
**Bureau of Budget & Planning**  
**Office of Planning & Statistics**

P. O. Box 6011, Melekeok, Republic of Palau 96939  
 Tel. (680) 767-1269/1270 Fax. (680) 767-5642

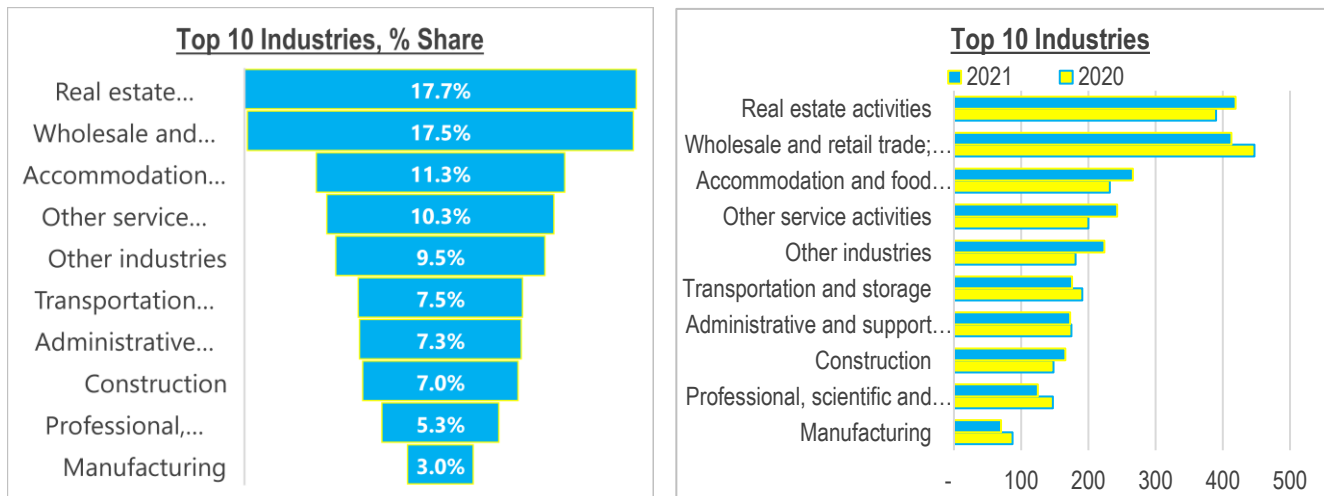
Email: [ops@palaugov.org](mailto:ops@palaugov.org) Web address: <http://www.palaugov.org/budgetandplanning/>

**MARCH 2021 QTR KEY FIGURES**

INDUSTRY	Total Registered Business License 2020	Total Registered Business License 2021	% Change
Agriculture and forestry	29	37	27.6
Fisheries	43	33	-23.3
Mining and quarrying	8	16	100.0
Manufacturing	87	70	-19.5
Construction	148	166	12.2
Wholesale and retail trade	447	413	-7.6
Transportation and storage	191	176	-7.9
Accommodation and food service activities	232	266	14.7
Real estate activities	390	419	7.4
Professional, scientific & technical activities	147	125	-15.0
Administrative and support service activities	175	173	-1.1
Other service activities	200	243	21.5
Other Industries	181	224	23.8
<b>Total</b>	<b>2,278</b>	<b>2,361</b>	<b>3.6</b>

Source: Division of Rev. & Tax, MOF and Bureau of Budget & Planning, MOF

**MARCH 2021 QTR KEY POINTS**



- Business Licenses must be renewed by December 31st of each year to avoid penalty and interest fees. The table above shows the cumulative number of business licenses issued for year 2020 and 2021 for the respective quarter.
- To date, there have been a total of 2,361 licenses, an increase of 3.6%, issued for business year 2021.
- Among the top 10 industries, Real estate activities is the largest industry with a percentage share of about 17.7%.
- Wholesale and retail trade industry comes in second at 17.5% followed by Accommodation and food service activities at 11.3%.
- These three industries combined makes up about 46.5% of the overall count of business licenses issued this year.
- Other industries include Information and Communication, Financial and insurance activities, Education, Human Health and Social Work, Arts, Entertainment and Recreation, and Public administration and defense; compulsory social security; and Water; sewerage, waste management and remediation activities.

For more information contact Office of Planning & Statistics at 767-1269/1270 or Email to [ops@palaugov.org](mailto:ops@palaugov.org)



**Ministry of Finance**  
**Bureau of Budget & Planning**  
**Office of Planning & Statistics**

P. O. Box 6011, Melekeok, Republic of Palau 96939  
 Tel. (680) 767-1269/1270 Fax. (680) 767-5642

Email: [ops@palaugov.org](mailto:ops@palaugov.org) ; Web address: <http://www.palaugov.org/budgetandplanning/>

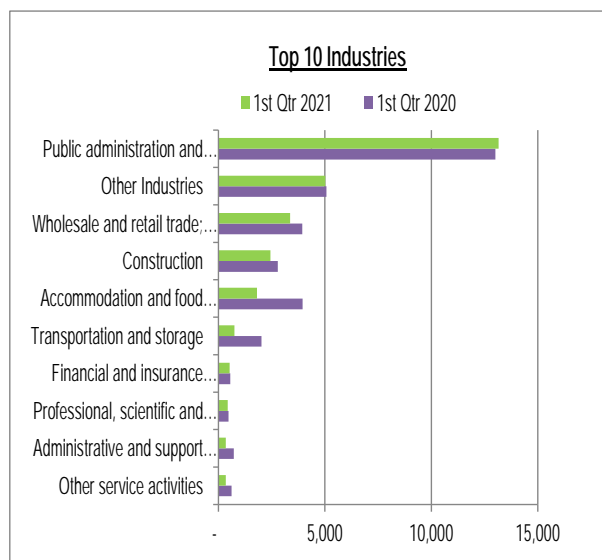
**MARCH 2021 QTR FIGURES**

INDUSTRY	Total Wages 1st Qtr 2020 (in USD'000)	Total Wages 1st Qtr 2021 (in USD'000)	% Change
Agriculture	89	103	16.1
Fisheries	126	83	-34.1
Mining and quarrying	135	149	10.4
Manufacturing	328	253	-22.9
Construction	2,785	2,445	-12.2
Wholesale and retail trade	3,938	3,368	-14.5
Transportation and storage	2,014	749	-62.8
Accommodation and food service activities	3,948	1,812	-54.1
Financial and insurance activities	552	523	-5.3
Professional, scientific and technical activities	462	439	-5.0
Administrative and support service activities	718	348	-51.6
Public administration and defence	13,000	13,156	1.2
Other service activities	614	345	-43.8
Other Industries	5,064	5,014	-1.0
<b>TOTAL</b>	<b>33,773</b>	<b>28,787</b>	<b>-14.8</b>

Source: Social Security Administration; Bureau of Budget & Planning, MOF

**MARCH 2021 QTR KEY POINTS**

- Overall wages collected this quarter declined by 14.8% compared to the same period last year.
- Construction industry experienced a decline likely associated with the nearing completion of various infrastructure project and other commercial and residential projects.
- Tourism related industries such as Transportation & storage, Accommodation & food service activities and Administrative & support service activities all showed a decline this quarter. These decreases are in line with the decline in visitor arrivals due to the coronavirus pandemic.
- Other Industries include Information and communication, Activities of extraterritorial organizations and bodies, Arts, entertainment and recreation, Human health and social work activities, Electricity, gas, steam and air conditioning supply, Activities of household as employers, undifferentiated goods- and services-producing activities of households for own use, Education and Real estate activities.





**Ministry of Finance**  
**Bureau of Budget & Planning**  
**Office of Planning & Statistics**

P. O. Box 6011, Melekeok, Republic of Palau 96939

Tel. (680) 767-1269/1270 Fax. (680) 767-5642

Email: [ops@palaugov.org](mailto:ops@palaugov.org) ; Web address: <http://www.palaugov.org/budgetandplanning/>

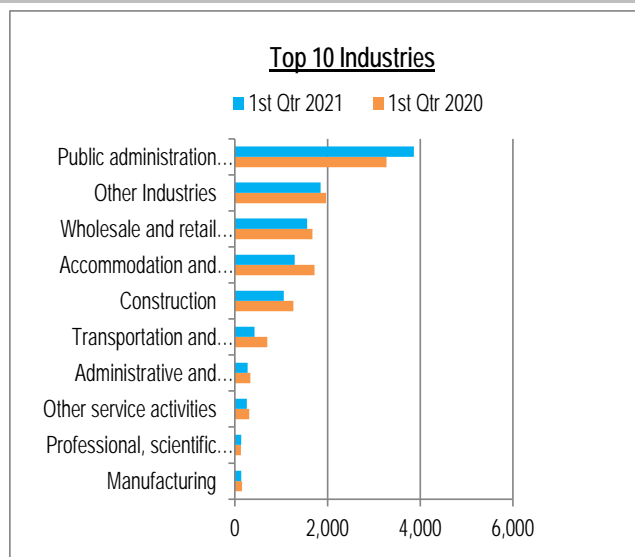
**MARCH 2021 QTR KEY FIGURES**

INDUSTRY	Average Employed 1st Qtr 2020	Average Employed 1st Qtr 2021	% Change
Agriculture and forestry	89	114	28.1
Fisheries	73	36	-50.7
Mining and quarrying	47	54	15.6
Manufacturing	152	135	-11.0
Construction	1,259	1,057	-16.0
Wholesale and retail trade	1,673	1,556	-7.0
Transportation and storage	696	422	-39.3
Accommodation and food service activities	1,721	1,289	-25.1
Professional, scientific and technical activities	130	140	7.7
Administrative & support service activities	332	273	-17.7
Public administration and defence	3,273	3,865	18.1
Other service activities	310	260	-16.3
Other Industries	1,967	1,851	-5.9
<b>TOTAL</b>	<b>11,722</b>	<b>11,053</b>	<b>-5.7</b>

Source: Social Security Administration; Bureau of Budget & Planning, MOF

**MARCH 2021 QTR KEY POINTS**

- Quarterly employment numbers are derived by averaging total number of people filing returns at the end of the quarter. Industry employment counts are classified based on the business activity as disclosed on their Social Security activity description.
- Overall, the total average employment declined by 5.7% compared to the same period last year.
- Construction industry experienced a decline likely associated with the nearing completion of various infrastructure project and other commercial and residential projects.
- Tourism related industries such as Transportation & storage industry, Accommodation & food service activities and Administrative & support service activities all showed significant decline this quarter.



These decreases were largely driven by the drop in visitor arrivals due to the coronavirus pandemic.

- Other industries include Activities of Extraterritorial organizations and bodies, Activities of household as employers; undifferentiated goods, Information and communication, Arts, entertainment and recreation, Human Health and social work activities, Real estate activities and Electricity, gas, steam and air conditioning supply.