



**Ministry of Finance
Bureau of Budget & Planning
Office of Planning & Statistics**

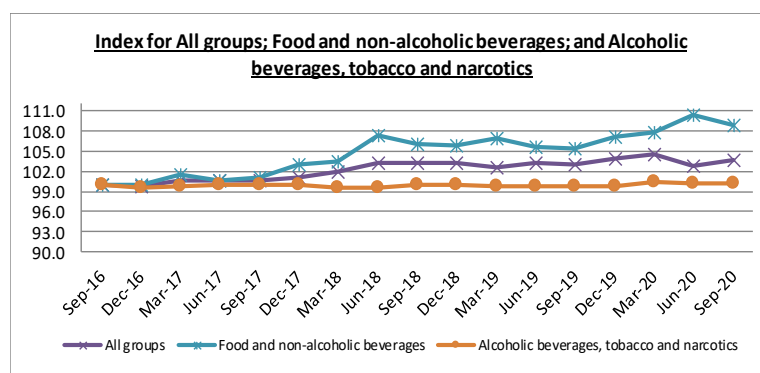
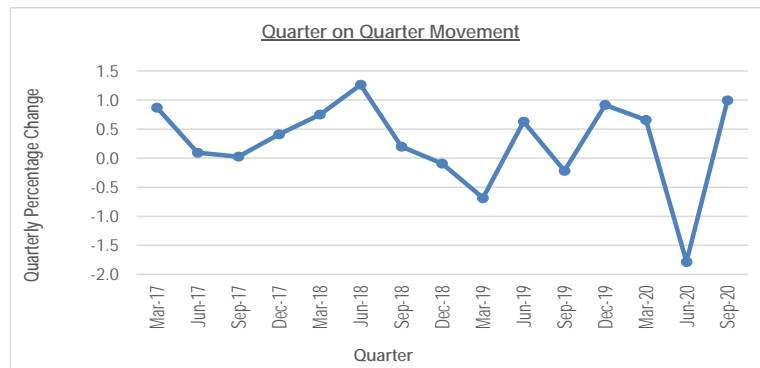
P. O. Box 6011, Melekeok, Republic of Palau 96939
Tel. (680) 767-1269/1270 Fax. (680) 767-5642

Email: ops@palau.gov.org; Web address: <http://www.palau.gov.org/budgetandplanning/>

September 2020 QTR KEY FIGURES

Major Groups	QTR on QTR % Change	YR on YR % Change
Food & non-alcoholic beverages	-1.3	3.2
Alcoholic beverages, tobacco & narcotics	0.1	0.5
Clothing & Footwear	3.6	5.9
Housing, water, electricity, gas, & other fuels	0.3	0.7
Furnishings, household equipment, and routine household maintenance	-0.6	-0.3
Health	4.1	4.1
Transport	7.0	-3.6
Communication	0.1	0.1
Recreation and Culture	0.0	3.3
Education	0.0	0.9
Restaurants and Hotels	0.0	0.0
Miscellaneous goods & services	0.0	1.5
ALL GROUPS	1.0	0.8

Source: Bureau of Budget & Planning, MOF



SEPTEMBER 2020 QTR KEY POINTS

- All groups saw an increase of 1.0% over the last quarter. Groups that showed a significant increase were Transport group at 7.0%, Health group at 4.1%, Clothing & Footwear group at 3.6%, Housing, water, electricity, gas, & other fuels group at 0.3%, Alcoholic beverages, tobacco & narcotics group and Communication group at 0.1%. Items contributing to these increases includes the price change on automobile and house use fuels, Laundromat wash and dry services, and alcoholic spirit. The remaining groups saw little or no change this quarter. Overall, prices remained constant with last quarter in respect to their perspective weights in the CPI basket.
- The annual change of 0.8% for the last 12 months was largely driven by Clothing and footwear group at 5.9%, Health group at 4.1%, Food & non-alcoholic beverages group at 3.2%, Recreation group at 3.3%, Miscellaneous goods & services group at 1.5%, Education group at 0.9%, Housing, water, electricity, gas and other fuels group at 0.7%, Alcoholic beverages, tobacco & narcotics group at 0.5%, and Communication group at 0.1%. Items that contributed the most to these groups' change includes the price increase of beer, biscuits, frozen whole chicken, and men's dress shirts and Levi shorts. On the other hand, groups that experienced decreases compare to same period last year were Transport group at -3.6%, and Furnishings, household equipment, and routine household maintenance group at -0.3%. These declines were mainly due to the price drop of fuels, prescription medicine, and cleaning and maintenance products. The remaining groups saw little or no annual price change this quarter.



**Ministry of Finance
Bureau of Budget & Planning
Office of Planning & Statistics**

P. O. Box 6011, Melekeok, Republic of Palau 96939
Tel. (680) 767-1269/1270 Fax. (680) 767-5642

Email: ops@palaugov.org ; Web address: <http://www.palaugov.org/budgetandplanning>

SEPTEMBER 2020 QTR KEY FIGURES

Imports	Total FOB Value 3 rd Qtr 2019	Total FOB Value 3 rd Qtr 2020	% Change
Live Animals; animal products	1,901,017	2,096,249	10.3
Vegetable products	1,467,364	1,467,754	0.0
Prepared foodstuffs, beverages, spirits & tobacco	4,789,755	4,474,077	-6.6
Mineral products	9,716,623	3,109,936	-68.0
Chemicals and allied products	2,085,070	10,085,521	383.7
Articles of stone, plaster, cement, glass & ceramic products	446,769	401,042	-10.2
Base metals & articles thereof	2,303,561	1,526,617	-33.7
Machinery & mechanical & electrical appliances & parts	8,219,828	5,657,504	-31.2
Vehicles, aircraft & associated transport equipment	1,753,379	2,041,024	16.4
Miscellaneous manufactured articles	1,254,684	1,113,715	-11.2
Other Imports	4,655,138	3,822,478	-17.9
Total	38,593,189	35,795,916	-7.2

Source: Bureau of Customs & Border Protection, MOF and Bureau of Budget & Planning, MOF

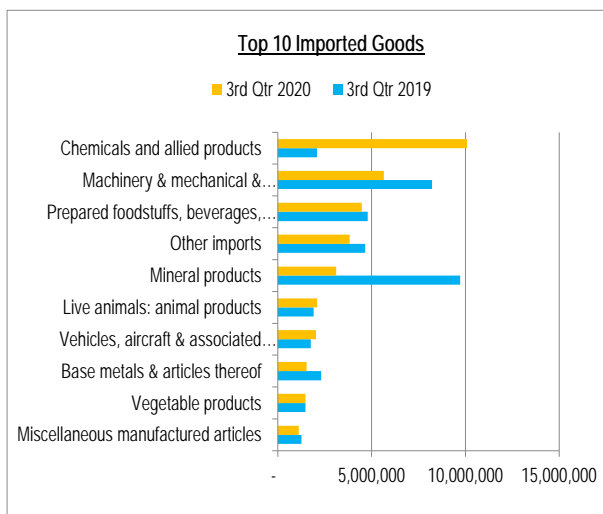
Ocean Cargo Carriers' Inbound Containers

Type	Total Containers 3 rd Qtr 2019	Total Containers 3 rd Qtr 2020	% Change
20'D	357	408	14.3
40'D	246	220	-10.6
20'R	26	24	-7.7
40'R	40	38	-5.0
Total	669	690	3.1

Source: Division of Marine Transportation, BCD, MPIIC

SEPTEMBER 2020 QTR KEY POINTS

- Overall, total imports declined by 7.2% over the same period last year.
- Chemicals and allied products group saw a significant increase of 383.7% due to high imports of pharmaceutical and chemical products.
- Vehicles, aircraft & associated transport equipment group also saw an increase of 16.4% due to high imports of vehicles.
- Mineral products group declined by 68.0%. The decrease was mainly driven by the decline of imported fuel and oil products.
- Base metal and article products also saw a decline of 33.7% due to low imports of tin, zinc, iron and steel.
- Other imports include Animal or vegetable oils & fats, Arms and ammunition, parts & accessories thereof, Footwear, headgear, umbrellas & parts thereof, Pearls, precious & semi-precious stones & metals, Photographic & optical, medical & surgical goods & clocks/watches & musical instruments, Plastic, rubber & articles thereof, Raw hides, skins, leather articles & travel goods, Textiles & textile articles, Wood pulp, paper & paperboard & articles thereof, Wood, cork & articles thereof & plaiting material, and Works of art, collectors pieces & antiques.
- The table on the top right corner shows the number of inbound containers by size and type. The overall number increased by 3.1% over the same quarter last year.





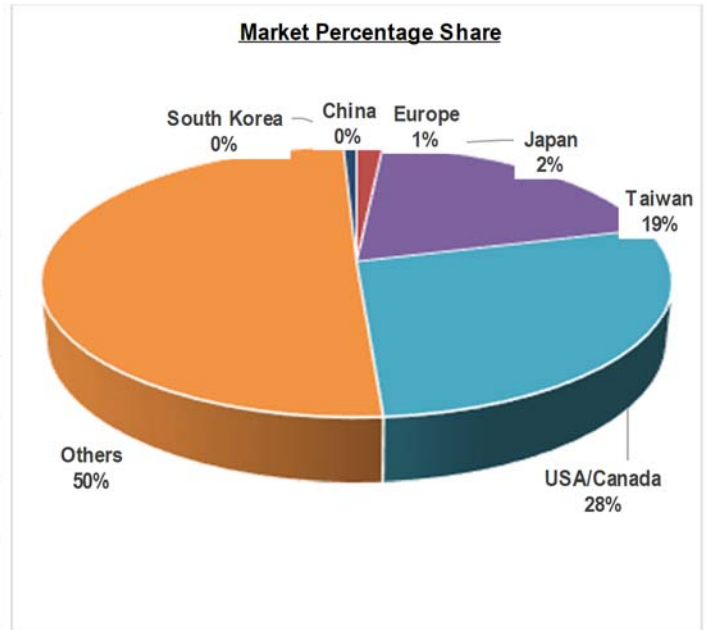
**Ministry of Finance
Bureau of Budget & Planning
Office of Planning & Statistics**

P. O. Box 6011, Melekeok, Republic of Palau 96939
Tel. (680) 767-1269/1270 Fax. (680) 767-5642

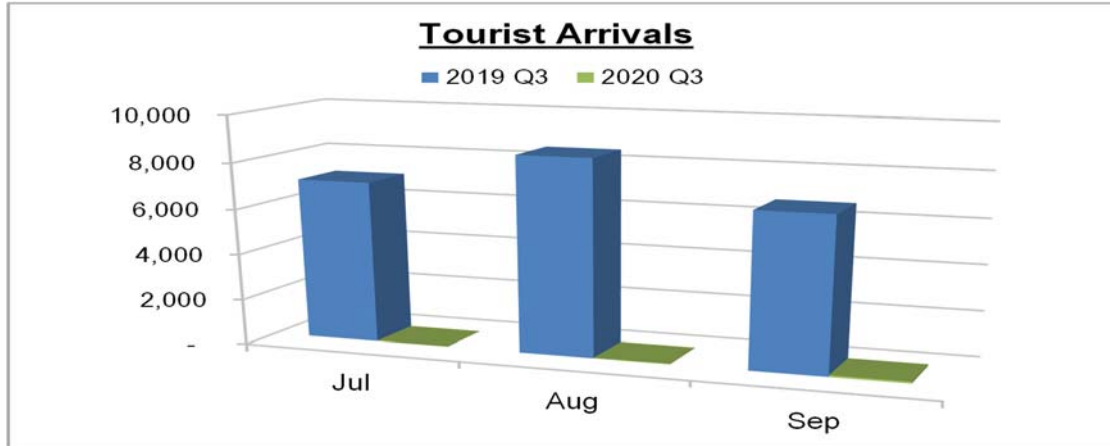
Email: ops@palaugov.org; Web address: <http://www.palaugov.pw/budgetandplanning>

SEPTEMBER 2020 QTR KEY FIGURES

Country	Visitor Arrivals 3rd Qtr 2019	Visitor Arrivals 3rd Qtr 2020	% Change
China	6,948	0	-100.0
Japan	4,682	2	100.0
South Korea	2,491	0	-100.0
Taiwan	4,623	25	-99.5
USA/Canada	1,906	36	-98.1
Others	1,190	65	-94.5
Europe	521	1	-99.8
Total	22,361	129	-99.4



Source: Bureau of Immigration and Labor, MOJ, Republic of Palau



SEPTEMBER 2020 QTR KEY POINTS

- The total number of visitors this quarter was 129, a decrease of 99.4% compared to the same quarter last year.
- With the on-going COVID-19 pandemic; Palau's borders remain close to any unessential inbound passengers.
- All commercial air travel was ceased since March 26, 2020 until further notice.



Ministry of Finance
Bureau of Budget & Planning
Office of Planning & Statistics

P. O. Box 6011, Melekeok, Republic of Palau 96939
Tel. (680) 767-1269/1270 Fax. (680) 767-5642

Email: ops@palaugov.org ; Web address: <http://www.palaugov.org/budgetandplanning>

SEPTEMBER 2020 QTR KEY FIGURES-FIAC

Industry	FIAC Issued 3 rd Qtr 2019	FIAC Issued 3 rd Qtr 2020
Agriculture	1	-
Fishing	1	-
Manufacturing	-	1
Construction	1	2
Wholesale and retail trade; repair of motor vehicles	2	1
Accommodation and food service activities	6	2
Transportation and storage	-	1
Financial and insurance activities	1	-
Real estate activities	-	1
Total	12	8

Source: Foreign Investment Board, ROP

SEPTEMBER 2020 QTR KEY FIGURES-KSG

Type	Building Permits Issued 3 rd Qtr 2019	Building Permits Issued 3 rd Qtr 2020
Commercial	0	4
Government	1	2
Residential	7	12
Total	8	18

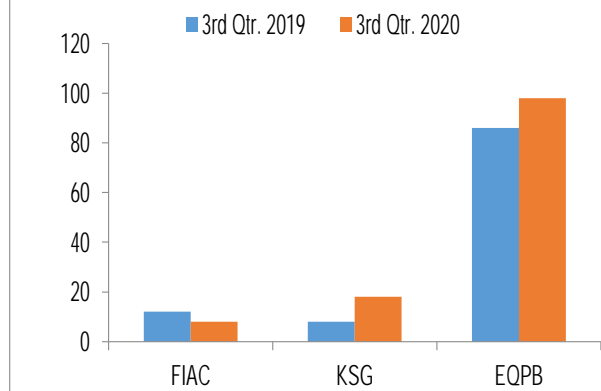
Source: Building & Zoning, Koror State Government

SEPTEMBER 2020 QTR KEY FIGURES-EQPB

Type	Earthmoving Permits Issued 3 rd Qtr 2019	Earthmoving Permits Issued 3 rd Qtr 2020
Commercial	20	7
Government	24	27
Residential	42	64
Total	86	98

Source: Environmental Quality Protection Board, ROP

Permits Issued



SEPTEMBER 2020 QTR KEY POINTS

- Overall, FIAC licenses issued this quarter decreased by 4 compared to the same quarter last year. A total of 8 new licenses were issued this quarter with Construction and Accommodation & food service activities contributing the highest.
- Building Permits issued this quarter by KSG-Building & Zoning increased by 10 over the same period last year. A total of 18 building permits were issued this quarter with Residential building permits contributing the highest.
- Earthmoving permits issued for this quarter increased by 12 over the same period last year. A total of 64 earthmoving permits were issued this quarter with Residential permits contributing the highest. All of the earthmoving activities in the Republic of Palau with the exception of minor agricultural/funeral practices require an earthmoving permit from EQPB, whereas, building permits issued by KSG-Building & Zoning are only applicable to projects in Koror State.