



**Ministry of Finance  
Bureau of Budget & Planning  
Office of Planning & Statistics**

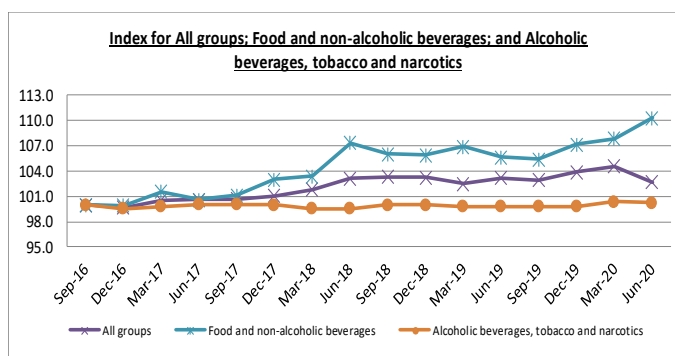
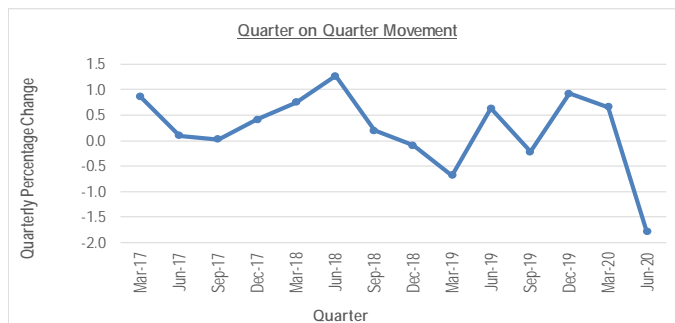
P. O. Box 6011, Melekeok, Republic of Palau 96939  
Tel. (680) 767-1269/1270 Fax. (680) 767-5642

Email: [ops@palaugov.org](mailto:ops@palaugov.org) ; Web address: <http://www.palaugov.org/budgetandplanning/>

**JUNE 2020 QTR KEY FIGURES**

Major Groups	QTR on QTR % Change	YR on YR % Change
Food & non-alcoholic beverages	2.3	4.4
Alcoholic beverages, tobacco & narcotics	-0.1	0.5
Clothing & Footwear	0.5	2.2
Housing, water, electricity, gas, and other fuels	-0.6	0.2
Furnishings, household equipment, and routine household maintenance	0.0	0.3
Health	0.0	0.0
Transport	-13.7	-9.9
Communication	0.0	0.0
Recreation and Culture	3.3	-0.2
Education	0.0	0.9
Restaurants and Hotels	0.0	0.0
Miscellaneous goods and services	0.4	-1.8
<b>ALL GROUPS</b>	<b>-1.8</b>	<b>-0.5</b>

Source: Bureau of Budget & Planning, MOF



**JUNE 2020 QTR KEY POINTS**

- All groups saw a decline of 1.8% over the last quarter. The three groups that saw decline this quarter are Transport group, Housing, water, electricity, gas, and other fuels group and Alcoholic beverages, tobacco & narcotics group. On the other hand, Food & non-alcoholic beverages group and Recreation and Culture group saw an increase of 2.3% and 3.3% respectively. The drop of fuel prices which includes vehicle fuel and other fuel for home appliances and machines is one of the main factors to these groups' decrease. The remaining groups saw little or no change this quarter. Overall, prices remained constant with last quarter in respect to their perspective weights in the CPI basket.
- The annual decline of 0.5% for the last 12 months was largely due to the Transport group, Recreation & Culture group and Miscellaneous goods and services group which saw a decrease of 9.9%, 0.2%, and 1.8% respectively. Item that contributed the most to these groups' change is the price drop of fuel which was impacted globally by the COVID-19 pandemic. On the other hand, groups that saw significant increases were Food & non-alcoholic beverages group, Clothing & Footwear group, and Education group at 4.4%, 2.2%, and 0.9% respectively. The main contributing items to these increases include imported eggs, rice, garlic, women's blouse and men's short sleeve dress shirts. The remaining groups saw little or no annual price change this quarter.



**Ministry of Finance  
Bureau of Budget & Planning  
Office of Planning & Statistics**

P. O. Box 6011, Melekeok, Republic of Palau 96939  
Tel. (680) 767-1269/1270 Fax. (680) 767-5642

Email: [ops@palaugov.org](mailto:ops@palaugov.org) ; Web address: <http://www.palaugov.org/budgetandplanning>

**JUNE 2020 QTR KEY FIGURES**

Imports	Total FOB Value 2nd Qtr 2019	Total FOB Value 2nd Qtr 2020	% Change
Live Animals; animal products	2,062,768	2,023,481	-1.9
Vegetable products	1,744,926	1,699,657	-2.6
Prepared foodstuffs, beverages, spirits & tobacco	5,172,121	4,484,183	-13.3
Mineral products	7,211,424	4,425,997	-38.6
Chemicals and allied products	2,246,777	2,386,521	6.2
Articles of stone, plaster, cement, glass & ceramic products	517,578	465,600	-10.0
Base metals & articles thereof	2,870,944	2,322,051	-19.1
Machinery & mechanical & electrical appliances & parts	7,431,043	6,085,716	-18.1
Vehicles, aircraft & associated transport equipment	3,240,526	2,253,975	-30.4
Miscellaneous manufactured articles	1,539,794	2,101,396	36.5
Other Imports	4,651,689	4,216,335	-9.4
<b>Total</b>	<b>38,689,589</b>	<b>32,464,912</b>	<b>-16.1</b>

Source: Bureau of Customs & Border Protection, MOF and Bureau of Budget & Planning, MOF

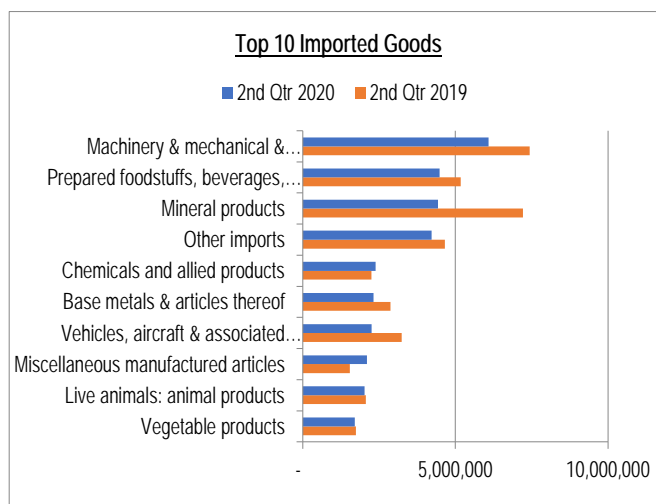
**Ocean Cargo Carriers' Inbound Containers**

Type	Total Containers 2nd Qtr 2019	Total Containers 2nd Qtr 2020	% Change
20'D	376	464	23.4
40'D	240	255	6.3
20'R	25	32	28.0
40'R	43	37	-14.0
<b>Total</b>	<b>684</b>	<b>788</b>	<b>15.2</b>

Source: Division of Marine Transportation, BCD, MPIIC

**JUNE 2020 QTR KEY POINTS**

- Overall, total imports declined by 16.1% over the same period last year.
- Miscellaneous manufacture articles group saw an increase of 36.5% largely due to the imports of furnitures; bedding, mattresses, cushions, and similar stuffed furnishings.
- Chemicals and allied products group also showed an increase of 6.2% mainly driven by imports of pyrotechnic products, tanning & dyeing, and organic & inorganic compounds of precious metals.
- The 38.6% decline in Mineral products was likely driven by the drop of fuel imports and oil products.
- Other imports include Animal or vegetable oils & fats, Arms and ammunition, parts & accessories thereof, Footwear, headgear, umbrellas & parts thereof, Pearls, precious & semi-precious stones & metals, Photographic & optical, medical & surgical goods & clocks/watches & musical instruments, Plastic, rubber & articles thereof, Raw hides, skins, leather articles & travel goods, Textiles & textile articles, Wood pulp, paper & paperboard & articles thereof, Wood, cork & articles thereof & plaiting material, and Works of art, collectors pieces & antiques.
- The table on the top right corner shows the number of inbound containers by size and type. The overall number increased by 15.2% over the same quarter last year.





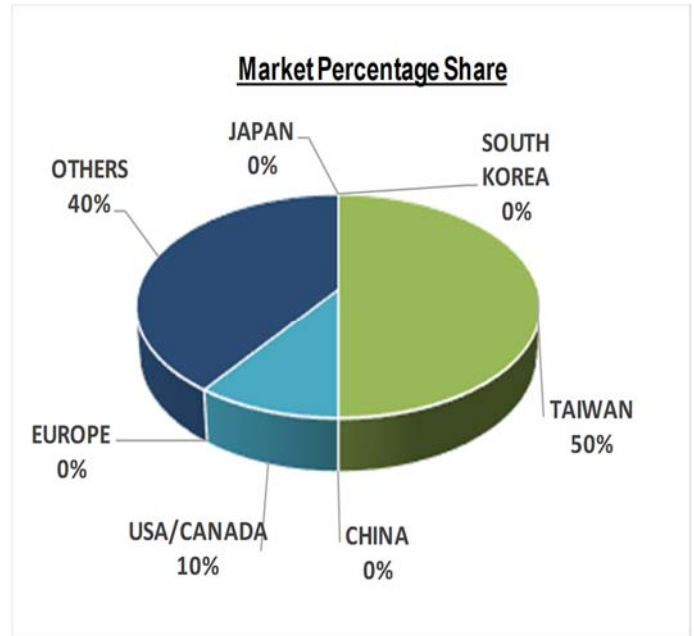
**Ministry of Finance  
Bureau of Budget & Planning  
Office of Planning & Statistics**

P. O. Box 6011, Melekeok, Republic of Palau 96939  
Tel. (680) 767-1269/1270 Fax. (680) 767-5642

Email: [ops@palaugov.org](mailto:ops@palaugov.org); Web address: <http://www.palaugov.pw/budgetandplanning>

**JUNE 2020 QTR KEY FIGURES**

Country	Visitor Arrivals 2nd Qtr 2019	Visitor Arrivals 2nd Qtr 2020	% Change
China	8,026	0	-100.0
Taiwan	3,901	5	-99.9
Japan	3,711	0	-100.0
South Korea	2,568	0	-100.0
USA/Canada	2,015	1	-100.0
Others	1,149	4	-99.7
Europe	678	0	-100.0
<b>Total</b>	<b>22,048</b>	<b>10</b>	<b>-100.0</b>



Source: Bureau of Immigration and Labor, MOJ, Republic of Palau



**JUNE 2020 QTR KEY POINTS**

- The total number of visitors this quarter was 10, declined by 100% compared to the same quarter last year.
- With the on-going COVID-19 pandemic, Palau's borders remain close to any unessential inbound passengers.
- All commercial air travel was ceased since March 26, 2020 until further notice.



Ministry of Finance  
Bureau of Budget & Planning  
Office of Planning & Statistics

P. O. Box 6011, Melekeok, Republic of Palau 96939

Tel. (680) 767-1269/1270 Fax. (680) 767-5642

Email: [ops@palaugov.org](mailto:ops@palaugov.org) ; Web address: <http://www.palaugov.org/budgetandplanning>

### JUNE 2020 QTR KEY FIGURES-FIAC

Industry	FIAC Issued 2 <sup>nd</sup> Qtr. 2019	FIAC Issued 2 <sup>nd</sup> Qtr. 2020
Accommodation and food service activities	2	4
Arts, entertainment and recreation	1	-
Construction	-	2
Information and communication	-	1
Professional, scientific and technical activities	-	1
Real estate activities	-	1
<b>Total</b>	<b>3</b>	<b>9</b>

Source: Foreign Investment Board, ROP

### JUNE 2020 QTR KEY FIGURES-KSG

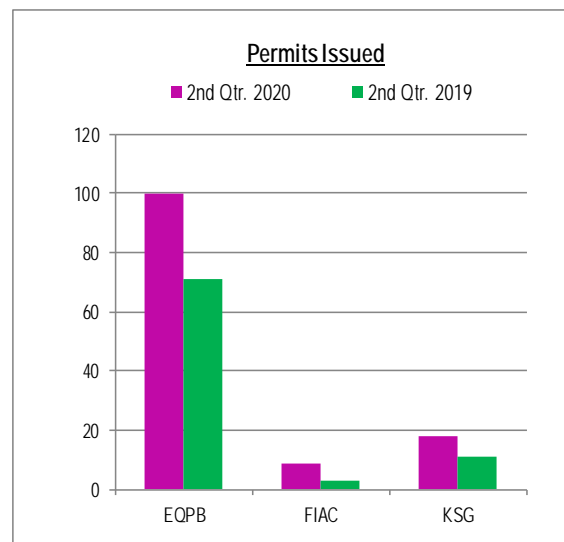
Type	Building Permits 2 <sup>nd</sup> Qtr. 2019	Building Permits 2 <sup>nd</sup> Qtr. 2020
Commercial	4	3
Government	2	1
Residential	5	14
<b>Total</b>	<b>11</b>	<b>18</b>

Source: Building & Zoning, Koror State Government

### JUNE 2020 QTR KEY FIGURES-EQPB

Type	Earthmoving Permits Issued 2 <sup>nd</sup> Qtr. 2019	Earthmoving Permits Issued 2 <sup>nd</sup> Qtr. 2020
Commercial	15	19
Government	24	24
Residential	32	57
<b>Total</b>	<b>71</b>	<b>100</b>

Source: Environmental Quality Protection Board, ROP



### JUNE 2020 QTR KEY POINTS

- Overall, there was a total of 9 FIAC licenses issued this quarter with Accommodation and food service activities contributing the highest. Licenses issued for this industry were mostly for hotel development.
- Building permits issued this quarter by KSG-Building & Zoning increased by 7 over the same period last year. A total of 18 building permits were issued this quarter with Residential building permits contributing the highest.
- Earthmoving permits issued for this quarter increased by 29 over the same period last year. A total of 100 earthmoving permits were issued this quarter with Residential permits contributing the highest. All of the earthmoving activities in the Republic of Palau with the exception of agricultural/funeral practices require an earthmoving permit from EQPB, whereas, building permits issued by KSG-Building & Zoning are only applicable to projects in Koror State.