



**Ministry of Finance**  
**Bureau of Budget & Planning**  
**Office of Planning & Statistics**

P. O. Box 6011, Melekeok, Republic of Palau 96939  
 Tel. (680) 767-1269/1270 Fax. (680) 767-5642

Email: [ops@palaugov.org](mailto:ops@palaugov.org) ; Web address: <http://www.palaugov.org/budgetandplanning/>

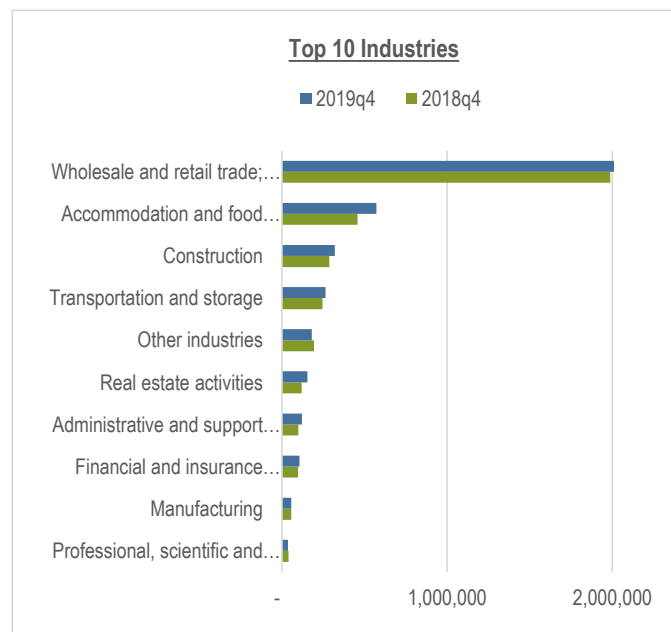
**DECEMBER 2019 QTR KEY FIGURES**

INDUSTRY	Total BGRT 4 <sup>th</sup> Qtr 2018 (\$)	Total BGRT 4 <sup>th</sup> Qtr 2019 (\$)	%Change	Total Number of BGRT Non-filers 4 <sup>th</sup> Qtr 2018	Total Number of BGRT Non-filers 4 <sup>th</sup> Qtr 2019
Agriculture and forestry	5,449	5,782	6.1	5	3
Fisheries	13,020	16,499	26.7	7	5
Mining and quarrying	33,533	22,811	-32.0	1	1
Manufacturing	52,151	55,525	-2.4	13	7
Construction	279,312	320,210	11.8	41	35
Wholesale & retail trade; repair of motor vehicles and motorcycles	1,982,257	2,110,259	6.1	115	56
Transportation and storage	245,337	263,819	7.4	30	17
Accommodation and food service activities	440,469	572,442	25.1	44	45
Financial and insurance activities	97,698	106,064	8.2	9	5
Real estate activities	124,965	154,187	29.1	47	36
Professional, scientific and technical activities	36,587	35,783	-9.0	33	72
Administrative and support service activities	99,301	121,378	22.0	40	22
Other service activities	28,745	24,351	-16.5	28	52
Other industries	190,085	180,328	-7.2	19	21
<b>TOTAL</b>	<b>3,628,907</b>	<b>3,989,438</b>	<b>8.8</b>	<b>432</b>	<b>377</b>

Source: Division of Rev. & Tax, MOF and Bureau of Budget & Planning, MOF

**DECEMBER 2019 QTR KEY POINTS**

- Total BGRT collected this quarter increased by 8.8% compared to the same quarter last year.
- Wholesale and retail trade industry showed a 6.1%, approximately \$122,000, increase over the same period last year. This increase made up the largest percentage share, at 38%, to the total receipt tax collected.
- Accommodation and food service activities, as the second largest industry, came in second to the Wholesale and retail trade at 25% or \$115,000 increase.
- Increases in tourism related industries were largely attributable to the increase in visitor arrivals.
- Other industries include Water Supply, Sewerage, Waste Management; Information and Communication; Education; Human Health and Social Work; Arts, Entertainment and Recreation; and Activities of extraterritorial organizations and bodies which increased by about 188.2%, likely due to high returns of information and communication industry.
- Total BGRT Non-filers include all registered businesses with active business status that failed to file quarterly GRT.
- The total number of Non-Filers this quarter has decreased by about 12.7% compared to the same quarter last year.





**Ministry of Finance**  
**Bureau of Budget & Planning**  
**Office of Planning & Statistics**

P. O. Box 6011, Melekeok, Republic of Palau 96940  
 Tel. (680) 767-1269/1270 Fax. (680) 767-5642

Email: [ops@palaugov.org](mailto:ops@palaugov.org) Web address: <http://www.palaugov.org/budgetandplanning/>

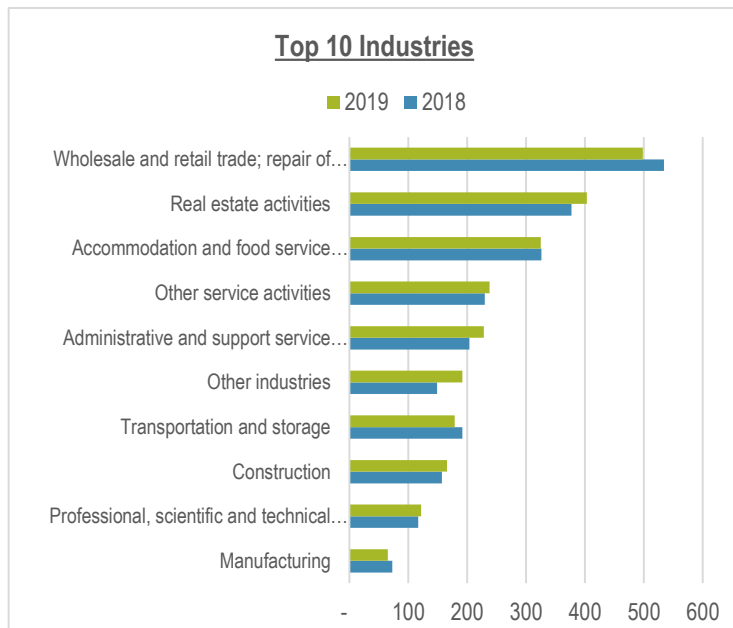
**DECEMBER 2019 QTR KEY FIGURES**

INDUSTRY	Total Registered Business License 2018	Total Registered Business License 2019	% Change
Agriculture and forestry	44	39	-11.4
Fisheries	35	28	-20.0
Mining and quarrying	14	16	14.3
Manufacturing	73	65	-11.0
Construction	157	166	5.7
Wholesale and retail trade	534	498	-6.7
Transportation and storage	192	179	-6.8
Accommodation and food service activities	326	325	-0.3
Real estate activities	377	403	6.9
Professional, scientific & technical activities	117	122	4.3
Administrative and support service activities	204	228	11.8
Other service activities	230	238	3.5
Other Industries	149	192	28.9
<b>Total</b>	<b>2,452</b>	<b>2,499</b>	<b>1.9</b>

Source: Bureau of Rev. & Tax, MOF and Bureau of Budget & Planning, MOF

**DECEMBER 2019 QTR KEY POINTS**

- Business Licenses must be renewed by December 31<sup>st</sup> of each year to avoid penalty and interest fees. The table above shows the cumulative number of business licenses issued for year 2018 and 2019.
- To date, there has been a total of 2,499 licenses issued for business year 2019.
- A total of six industries experienced a decline, with the Fisheries industry experiencing the greatest percentage decrease of 20 percent.
- Of all the positive performing industries, Other industries combined experienced the greatest percentage increase of 28.9 percent.
- Wholesale and retail trade, as the largest industry, declined by 6.7 percent.
- Other industries include Information and Communication, Financial and Insurance Activities, Education, Human Health and Social Work, Arts, Entertainment and Recreation, Public Administration and Defense; Compulsory Social Security, and Water Supply; Sewerage, Waste Management and Remediation Activities.





**Ministry of Finance  
Bureau of Budget & Planning  
Office of Planning & Statistics**

P. O. Box 6011, Melekeok, Republic of Palau 96939  
Tel. (680) 767-1269/1270 Fax. (680) 767-5642

Email: [ops@palaugov.org](mailto:ops@palaugov.org) ; Web address: <http://www.palaugov.org/budgetandplanning/>

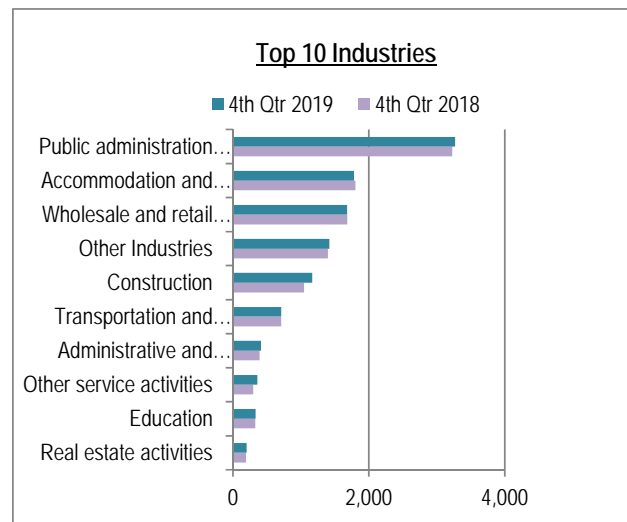
**DECEMBER 2019 QTR KEY FIGURES**

INDUSTRY	Average Employed 4 <sup>th</sup> Qtr 2018	Average Employed 4 <sup>th</sup> Qtr 2019	% Change
Agriculture and forestry	121	110	-9.1
Fisheries	90	81	-10.0
Mining and quarrying	69	66	-4.3
Manufacturing	157	157	0.2
Construction	1,047	1,167	11.5
Wholesale and retail trade	1,682	1,681	-0.1
Transportation and storage	711	711	0.0
Accommodation and food service activities	1,805	1,783	-1.2
Professional, scientific and technical activities	131	144	9.9
Real estate activities	193	200	3.8
Administrative & support service activities	394	417	6.0
Public administration and defence	3,226	3,267	1.3
Education	328	333	1.5
Other service activities	301	358	18.8
Other Industries	1,398	1,420	1.6
<b>TOTAL</b>	<b>11,653</b>	<b>11,895</b>	<b>2.1</b>

Source: Social Security Administration and Bureau of Budget & Planning, MOF

**DECEMBER 2019 QTR KEY POINTS**

- Quarterly employment numbers are derived by averaging total number of people filing returns at the end of the quarter. Industry employment counts are classified based on the business activity as disclosed on their Social Security activity description.
- Overall, the total average employment increased by 2.1% compared to the same period last year.
- Increase in Construction industry is likely associated with the various infrastructure project including the road re-surfacing and other commercial and residential projects.
- Tourism related industry such as Administrative & support service activities saw an increase of 6.0% in line with the increase in visitor arrivals. Tourism activities such as rock island tours, land tours, diving/snorkeling, and rental of vehicles and boats are included in this industry.
- Other industries include Electricity, gas, steam and air conditioning supply, Information and communication, Financial and insurance activities, Human health and social work activities, Arts, entertainment and recreation, Activities of household as employers; undifferentiated goods and services-producing activities of households for own use, and Activities of Extraterritorial organizations and bodies.





**Ministry of Finance  
Bureau of Budget & Planning  
Office of Planning & Statistics**

P. O. Box 6011, Melekeok, Republic of Palau 96939  
Tel. (680) 767-1269/1270 Fax. (680) 767-5642

Email: [ops@palaugov.org](mailto:ops@palaugov.org) ; Web address: <http://www.palaugov.org/budgetandplanning/>

**DECEMBER 2019 FIGURES**

INDUSTRY	Total Wages 4 <sup>th</sup> Qtr 2018 (in USD'000)	Total Wages 4 <sup>th</sup> Qtr 2019 (in USD'000)	% Change
Agriculture	118	110	-6.4
Fisheries	185	188	1.6
Mining and quarrying	207	212	2.4
Manufacturing	318	331	3.9
Construction	2,121	2,656	25.5
Wholesale and retail trade	3,867	4,053	4.8
Transportation and storage	1,995	2,034	2.0
Accommodation and food service activities	4,026	3,998	-0.7
Financial and insurance activities	588	630	7.0
Real estate activities	336	371	10.4
Professional, scientific and technical activities	440	469	6.5
Administrative and support service activities	740	869	17.5
Public administration and defence	14,353	14,669	2.2
Education	1,259	1,276	1.3
Other Industries	3,657	4,100	12.1
<b>TOTAL</b>	<b>34,211</b>	<b>35,966</b>	<b>5.1</b>

Source: Social Security Administration; Bureau of Budget & Planning, MOF

**DECEMBER 2019 KEY POINTS**

- Overall wages collected this quarter increased by 5.1% compared to the same period last year.
- Mining & quarrying and Construction industries both showed increases, possibly connected with the various infrastructure project including the road re-surfacing and other commercial and residential projects.
- Tourism related industry such as Wholesale and retail trade, Transportation and storage, and Administrative & support service activities all showed positive performance likely driven by the increase of visitor arrivals.
- Other Industries include Water supply; sewerage, waste management and remediation activities, Information and communication, Activities of extraterritorial organizations and bodies, Arts, entertainment and recreation, Human health and social work activities, Electricity, gas, steam and air conditioning supply, Activities of household as employers, undifferentiated goods- and services-producing activities of households for own use, and Other service activities.

