



Ministry of Finance
Bureau of Budget & Planning
Office of Planning & Statistics

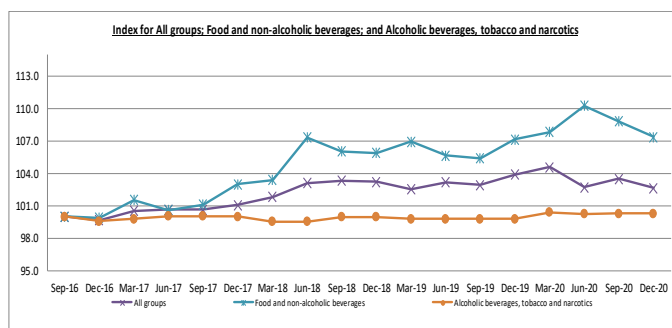
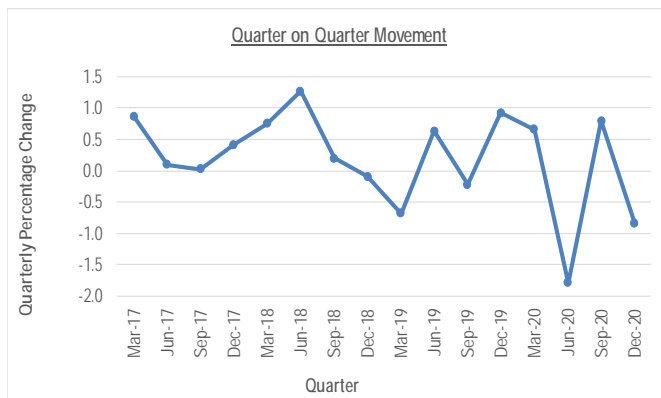
P. O. Box 6011, Melekeok, Republic of Palau 96939
 Tel. (680) 767-1269/1270 Fax. (680) 767-5642

Email: ops@palaugov.org ; Web address: <http://www.palaugov.org/budgetandplanning/>

December 2020 QTR KEY FIGURES

Major Groups	QTR on QTR % Change	YR on YR % Change
Food & non-alcoholic beverages	-1.3	0.2
Alcoholic beverages, tobacco & narcotics	0.0	0.5
Clothing & Footwear	0.5	5.7
Housing, water, electricity, gas, & other fuels	-5.0	-4.2
Furnishings, household equipment, and routine household maintenance	0.7	0.5
Health	4.8	2.6
Transport	0.3	-6.4
Communication	0.0	0.1
Recreation and Culture	0.0	3.3
Education	0.0	0.6
Restaurants and Hotels	0.0	0.0
Miscellaneous goods & services	-0.5	2.5
ALL GROUPS	-0.8	-1.2

Source: Bureau of Budget & Planning, MOF



DECEMBER 2020 QTR KEY POINTS

- All groups saw a decrease of 0.8% over the last quarter. Groups that showed significant decreases were Housing, water, electricity, gas, & other fuels group at -5.0%, Food & non-alcoholic beverages group at -1.3%, and Miscellaneous goods & services group at -0.5%. Items contributing to these major decreases includes the price drop in electricity, imported fruits, poultry, and wrist watch. Groups that saw increases was Health group at 4.8%, Furnishing, household equipment, and routine household maintenance group at 0.7% and Clothing & footwear at 0.5%. Items that contributed to the increases includes pharmaceutical products, electrical washer, and men's running shoes. The remaining groups saw little or no change this quarter. Overall, prices remained constant with last quarter in respect to their perspective weights in the CPI basket.
- The annual decrease of 1.2% for the last 12 months was largely driven by Transport group at -6.4% and Housing, water, electricity, gas, & other fuels group at -4.2%. Items that contributed the most to these groups' change includes the price drop in fuel and electricity. On the other hand, Clothing & Footwear group saw an increase of 5.7%, Recreation & Culture at 3.3%, and Health group at 2.6%. All of these price changes are mainly due to the price increase of laundry services, single subject notebook, and pharmaceutical products. The remaining groups saw little or no annual price change this quarter.



**Ministry of Finance
Bureau of Budget & Planning
Office of Planning & Statistics**

P. O. Box 6011, Melekeok, Republic of Palau 96939
Tel. (680) 767-1269/1270 Fax. (680) 767-5642

Email: ops@palaugov.org ; Web address: <http://www.palaugov.org/budgetandplanning>

DECEMBER 2020 QTR KEY FIGURES

Imports	Total FOB Value 4 th Qtr 2019	Total FOB Value 4 th Qtr 2020	% Change
Live Animals; animal products	2,807,310	2,423,191	-13.7
Vegetable products	2,033,311	1,750,367	-13.9
Prepared foodstuffs, beverages, spirits & tobacco	5,812,442	5,468,268	-5.9
Mineral products	8,690,910	5,287,240	-39.2
Chemicals and allied products	1,829,827	2,474,228	35.2
Articles of stone, plaster, cement, glass & ceramic products	427,682	673,282	57.4
Base metals & articles thereof	2,321,941	1,900,087	-18.2
Machinery & mechanical & electrical appliances & parts	6,883,301	5,454,431	-20.8
Vehicles, aircraft & associated transport equipment	6,290,425	1,540,722	-75.5
Miscellaneous manufactured articles	1,991,291	1,355,211	-31.9
Other Imports	4,914,380	4,077,947	-17.0
Total	44,002,820	32,404,974	-26.4

Source: Bureau of Customs & Border Protection, MOF and Bureau of Budget & Planning, MOF

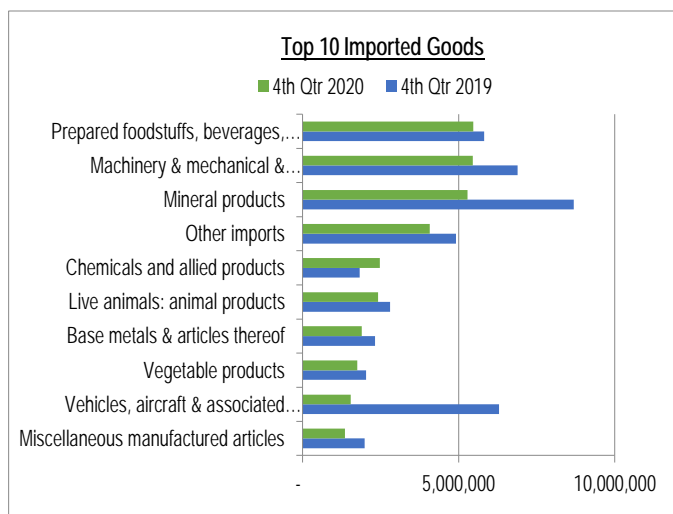
Ocean Cargo Carriers' Inbound Containers

Type	Total Containers 4 th Qtr 2019	Total Containers 4 th Qtr 2020	% Change
20'D	478	357	-25.3
40'D	294	214	-27.2
20'R	34	32	-5.9
40'R	45	40	-11.1
Total	851	643	-24.4

Source: Division of Marine Transportation, BCD, MPIIC

DECEMBER 2020 QTR KEY POINTS

- Overall, total imports declined by 26.4% over the same period last year.
- Articles of stone, plaster, cement, glass & ceramic products group saw an increase of 57.4% largely due to imports of stone, plaster, asbestos, ceramic and glassware products.
- Chemicals and allied products group also showed an increase of 35.2% likely associated with imports of pharmaceutical products, organic & inorganic chemicals.
- Vehicles, aircraft & associated transport equipment group showed a decrease of 75.5%. Imports of vehicles, boats and floating structures contributed to last year's high number.
- Mineral products group also saw a decline of 39.2% mainly driven by the low imports of ores, slag, & ash, mineral fuels and oil products, and bituminous substance.
- Other imports include Animal or vegetable oils & fats, Arms and ammunition, parts & accessories thereof, Footwear, headgear, umbrellas & parts thereof, Pearls, precious & semi-precious stones & metals, Photographic & optical, medical & surgical goods & clocks/watches & musical instruments, Plastic, rubber & articles thereof, Raw hides, skins, leather articles & travel goods, Textiles & textile articles, Wood pulp, paper & paperboard & articles thereof, Wood, cork & articles thereof & plaiting material, and Works of art, collectors pieces & antiques.
- The table on the top right corner shows the number of inbound containers by size and type. The overall number declined by 24.4% over the same quarter last year.



For more information contact Office of Planning & Statistics at 767-1269/1270 or Email to ops@palaugov.org



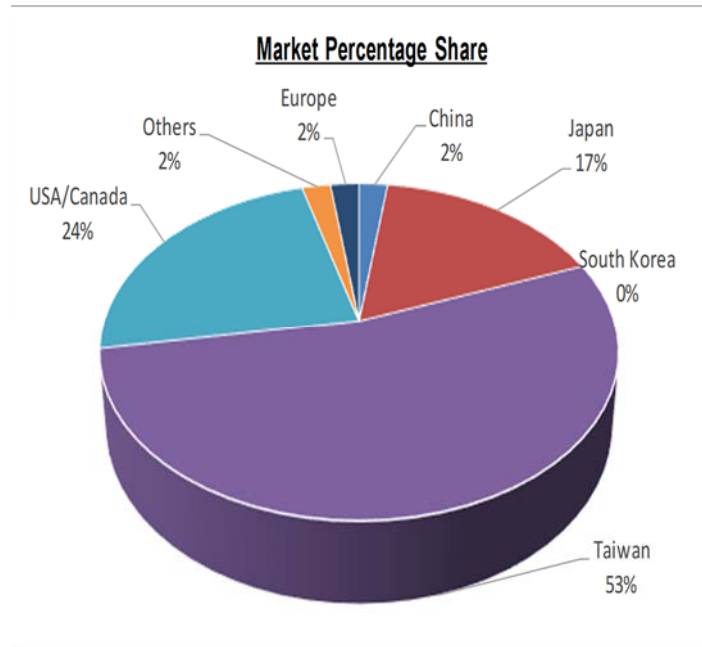
**Ministry of Finance
Bureau of Budget & Planning
Office of Planning & Statistics**

P. O. Box 6011, Melekeok, Republic of Palau 96939
Tel. (680) 767-1269/1270 Fax. (680) 767-5642

Email: ops@palaugov.org; Web address: <http://www.palaugov.pw/budgetandplanning>

DECEMBER 2020 QTR KEY FIGURES

Country	Visitor Arrivals 4th Qtr 2019	Visitor Arrivals 4th Qtr 2020	% Change
China	6,461	1	-100.0
Japan	4,893	8	-99.8
South Korea	3,525	0	-100.0
Taiwan	3,741	25	-99.3
USA/Canada	2,120	11	-99.5
Others	1,399	1	-99.9
Europe	1,301	1	-99.9
Total	23,440	47	-99.8



Source: Bureau of Immigration and Labor, MOJ, Republic of Palau



DECEMBER 2020 QTR KEY POINTS

- The total number of visitors this quarter was 47, a decrease of 23,393; -99.8% compared to the same quarter last year.
- With the on-going COVID-19 pandemic; Palau's borders remain close to any unessential inbound passengers.
- All commercial air travel was ceased since March 26, 2020 until further notice.



Ministry of Finance
Bureau of Budget & Planning
Office of Planning & Statistics

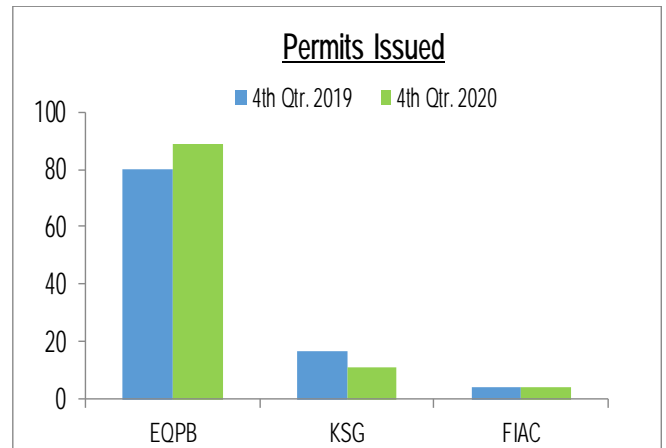
P. O. Box 6011, Melekeok, Republic of Palau 96939
 Tel. (680) 767-1269/1270 Fax. (680) 767-5642

Email: ops@palaugov.org ; Web address: <http://www.palaugov.org/budgetandplanning>

DECEMBER 2020 QTR KEY FIGURES-FIAC

Industry	FIAC Issued 4 th Qtr 2019	FIAC Issued 4 th Qtr 2020
Construction	1	1
Accommodation and food service activities	3	1
Professional, scientific and technical activities	-	2
Total	4	4

Source: Foreign Investment Board, ROP



DECEMBER 2020 QTR KEY FIGURES-KSG

Type	Building Permits 4 th Qtr 2019	Building Permits 4 th Qtr 2020
Commercial	2	-
Government	1	-
Residential	14	11
Total	17	11

Source: Building & Zoning, Koror State Government

DECEMBER 2020 QTR KEY POINTS

- Overall, FIAC licenses issued this quarter saw no change to the same period last year. A total of 4 new licenses were issued this quarter with Professional, scientific, and technical activities contributing the highest. Licenses issued for this industry were for commercial aerial, terrestrial, and underwater photography and Japan cultural consulting.
- Building Permits issued this quarter by KSG-Building & Zoning decreased by 6 over the same period last year. A total of 11 building permits were issued this quarter for Residential building permits only.
- Earthmoving permits issued for this quarter increased by 9 over the same period last year. A total of 89 earthmoving permits were issued this quarter with Residential permits contributing the highest. All of the earthmoving activities in the Republic of Palau with the exception of minor agricultural/funeral practices require an earthmoving permit from EQPB, whereas, building permits issued by KSG-Building & Zoning are only applicable to projects in Koror State.

DECEMBER 2020 QTR KEY FIGURES-EQPB

Type	Earthmoving Permits Issued 4 th Qtr 2019	Earthmoving Permits Issued 4 th Qtr 2020
Commercial	24	16
Government	14	19
Residential	42	54
Total	80	89

Source: Environmental Quality Protection Board, ROP