



**Ministry of Finance
Bureau of Budget & Planning
Office of Planning & Statistics**

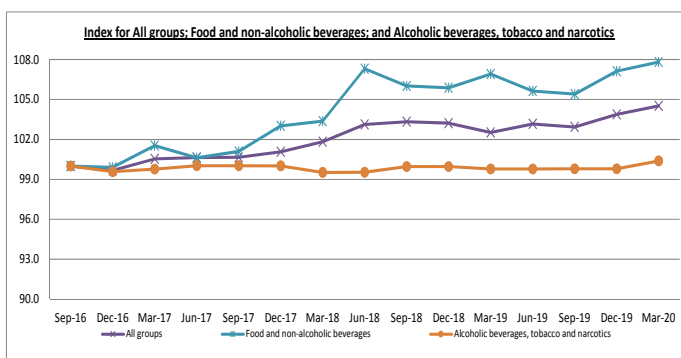
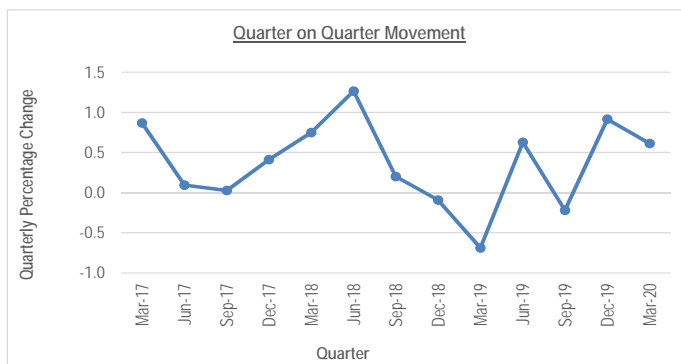
P. O. Box 6011, Melekeok, Republic of Palau 96939
Tel. (680) 767-1269/1270 Fax. (680) 767-5642

Email: ops@palaugov.org ; Web address: <http://www.palaugov.org/budgetandplanning/>

MARCH 2020 QTR KEY FIGURES

Major Groups	QTR on QTR % Change	YR on YR % Change
Food & non-alcoholic beverages	0.6	0.8
Alcoholic beverages, tobacco & narcotics	0.6	0.6
Clothing & Footwear	1.0	5.0
Housing, water, electricity, gas, & other fuels	1.1	1.1
Furnishings, household equipment, and routine household maintenance	0.4	0.4
Health	0.0	0.0
Transport	1.0	9.1
Communication	0.0	0.0
Recreation and Culture	0.0	-3.4
Education	0.6	0.9
Restaurants and Hotels	0.0	0.0
Miscellaneous goods & services	0.0	-0.5
ALL GROUPS	0.7	2.0

Source: Bureau of Budget & Planning, MOF



MARCH 2020 QTR KEY POINTS

- All groups saw an increase of 0.7% over the last quarter. Groups that showed significant increase were Housing, Water, electricity, gas, & other fuels at 1.1%, Transport group and Clothing and Footwear group at 1.0%, and Food & non-alcoholic beverages, Alcoholic beverages, tobacco, & narcotics, and Education group at 0.6%. Items that contributed the most to these increase include the price change of apartment rental, fuel, men and women clothing, dairy milk, eggs, and vegetables. The remaining groups saw little or no change this quarter.
- The annual increase of 2.0% for the last 12 months was largely driven by Transport group at 9.1%, Clothing and footwear at 5.0%, and Food & non-alcoholic beverages at 0.8%. Major items that contributed the most to these increase include fuels, men and women garments, bread, cereals, and vegetables. On the other hand, groups that experienced decline include Recreation and culture at -3.4% and Miscellaneous goods & services at -0.5%. The price reduction on Television set, notebook, and toilet paper are some of the cause for these groups' decline. The remaining groups saw little or no price change for the year.



**Ministry of Finance
Bureau of Budget & Planning
Office of Planning & Statistics**

P. O. Box 6011, Melekeok, Republic of Palau 96939
Tel. (680) 767-1269/1270 Fax. (680) 767-5642

Email: ops@palaugov.org ; Web address: <http://www.palaugov.org/budgetandplanning>

MARCH 2020 QTR KEY FIGURES

Imports	Total FOB Value 1 st Qtr 2019	Total FOB Value 1 st Qtr 2020	% Change
Live Animals; animal products	2,192,818	2,413,713	10.1
Vegetable products	1,713,886	1,661,527	-3.1
Prepared foodstuffs, beverages, spirits & tobacco	4,605,651	4,722,590	2.5
Mineral products	9,917,917	9,273,872	-6.5
Chemicals and allied products	2,952,664	2,019,807	-31.6
Articles of stone, plaster, cement, glass & ceramic products	510,313	523,146	2.5
Base metals & articles thereof	2,558,171	2,819,962	10.2
Machinery & mechanical & electrical appliances & parts	4,759,717	7,578,824	59.2
Vehicles, aircraft & associated transport equipment	2,972,650	2,014,846	-32.2
Miscellaneous manufactured articles	1,721,776	2,172,279	26.2
Other Imports	4,722,548	6,285,617	33.1
Total	38,628,113	41,486,183	7.4

Source: Bureau of Customs & Border Protection, MOF and Bureau of Budget & Planning, MOF

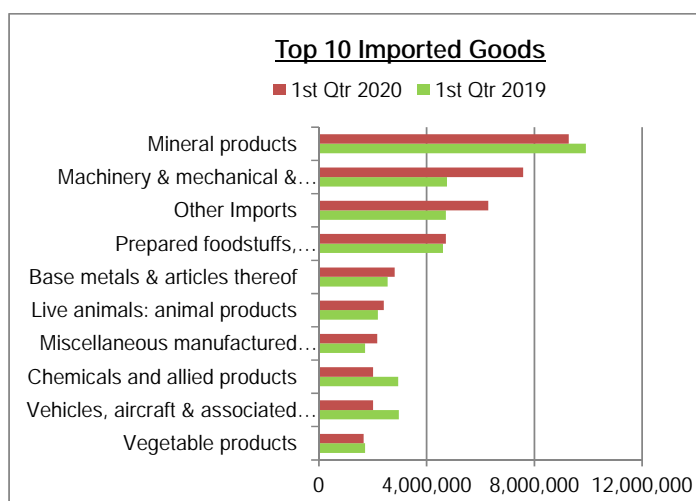
Ocean Cargo Carriers' Inbound Containers

Type	Total Containers 1 st Qtr 2019	Total Containers 1 st Qtr 2020	% Change
20'D	363	403	11.0
40'D	201	254	26.4
20'R	27	23	-14.8
40'R	55	42	-23.6
Total	646	722	11.8

Source: Division of Marine Transportation, BCD, MPIIC

MARCH 2020 QTR KEY POINTS

- Overall, total imports increased by 7.4% over the same period last year.
- Machinery & mechanical & electrical appliances & parts thereof group saw an increase of 59.2% largely due to imports of nuclear reactors, boilers, electrical machinery and equipment.
- Other imports group also showed an increase of 33.1% likely due to imports of optical products, medical & surgical instruments and photographic products.
- Vehicles, aircraft & associated transport equipment group showed a decline of 32.2%. Imports of vehicles, boats and floating structures contributed to last year's high number.
- Chemicals and allied products group also declined by 31.6% due to the low imports of pyrotechnic products, pharmaceutical, and organic chemicals compared to last year's high number.
- Other imports include Animal or vegetable oils & fats, Arms and ammunition, parts & accessories thereof, Footwear, headgear, umbrellas & parts thereof, Pearls, precious & semi-precious stones & metals, Photographic & optical, medical & surgical goods & clocks/watches & musical instruments, Plastic, rubber & articles thereof, Raw hides, skins, leather articles & travel goods, Textiles & textile articles, Wood pulp, paper & paperboard & articles thereof, Wood, cork & articles thereof & plaiting material and Works of art, collectors pieces & antiques.
- The table on the top right corner shows the number of inbound containers by size and type. The overall number increased by 11.8% over the same quarter last year.



For more information contact Office of Planning & Statistics at 767-1269/1270 or Email to ops@palaugov.org



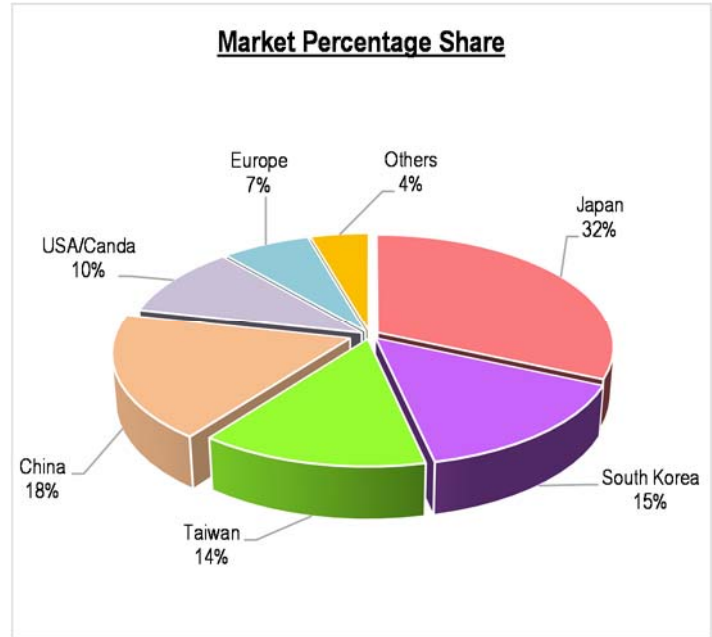
**Ministry of Finance
Bureau of Budget & Planning
Office of Planning & Statistics**

P. O. Box 6011, Melekeok, Republic of Palau 96939
Tel. (680) 767-1269/1270 Fax. (680) 767-5642

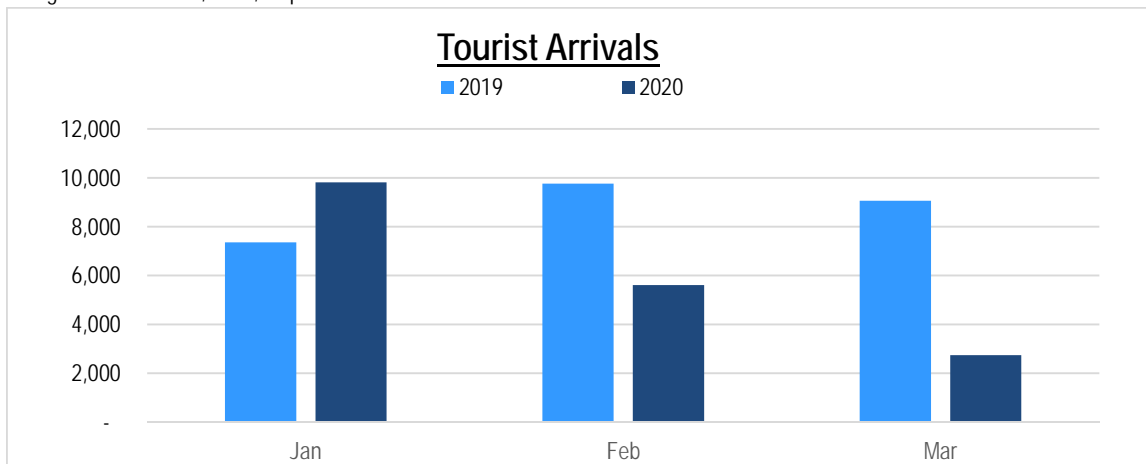
Email: ops@palaugov.org; Web address: <http://www.palaugov.pw/budgetandplanning>

MARCH 2020 QTR KEY FIGURES

Country	Visitor Arrivals 1st Qtr 2019	Visitor Arrivals 1st Qtr 2020	% Change
Japan	6,456	5,752	-10.9
South Korea	3,300	2,702	-18.1
Taiwan	3,213	2,508	-21.9
China	8,712	3,300	-62.1
USA/ Canada	2,160	1,858	-14.0
Europe	1,236	1,239	0.2
Others	1,121	815	-27.3
Total	26,198	18,174	-30.6



Source: Bureau of Immigration and Labor, MOJ, Republic of Palau



MARCH 2020 QTR KEY POINTS

- Total number of visitors this quarter was 18,174, a decline of 8,024; about -30.6% compared to the same quarter last year.
- This quarter began with a promising increase of 30% for the first month of the quarter compared to the same period last year.
- Unfortunately, a devastating drop in February and March for all of our major visiting country groups due to the coronavirus pandemic. The initial impact began in February that suspended all PR of China charter flights. Furthermore, in the last month of this quarter; all inbound flights were suspended until the pandemic subsides.
- The only group that saw an increase this quarter was our visitors from European countries with an increase of 0.2%; an increase of 3 visitors compared to the same period last year.



Ministry of Finance
Bureau of Budget & Planning
Office of Planning & Statistics

P. O. Box 6011, Melekeok, Republic of Palau 96939
Tel. (680) 767-1269/1270 Fax. (680) 767-5642

Email: ops@palaugov.org ; Web address: <http://www.palaugov.org/budgetandplanning>

MARCH 2020 QTR KEY FIGURES-FIAC

Industry	FIAC Issued 1 st Qtr 2019	FIAC Issued 1 st Qtr 2020
Accommodation and food service activities	-	3
Information and communication	-	1
Arts, entertainment and recreation	-	1
Total	-	5

Source: Foreign Investment Board, ROP

MARCH 2020 QTR KEY FIGURES-KSG

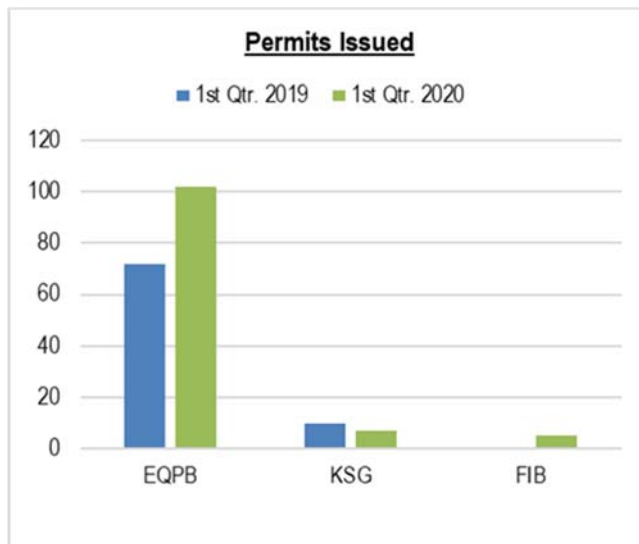
Type	Building Permits 1 st Qtr 2019	Building Permits 1 st Qtr 2020
Commercial	2	2
Government	-	1
Residential	8	4
Total	10	7

Source: Building & Zoning, Koror State Government

MARCH 2020 QTR KEY FIGURES-EQPB

Type	Earthmoving Permits Issued 1 st Qtr 2019	Earthmoving Permits Issued 1 st Qtr 2020
Commercial	12	22
Government	23	20
Residential	37	61
Total	72	103

Source: Environmental Quality Protection Board, ROP



MARCH 2020 QTR KEY POINTS

- Overall, there was a total of 5 FIAC licenses issued this quarter with Accommodation and Food Service Activities contributing the highest. There were no licenses issued for the same period last year.
- Building Permits issued this quarter by KSG-Building & Zoning declined by 3 compared to the same period last year. A total of 7 building permits were issued this quarter with Residential building permits contributing the highest.
- Earthmoving permits issued for this quarter increased by 31 over the same period last year. A total of 103 earthmoving permits were issued this quarter with Residential permits contributing the highest. All of the earthmoving activities in the Republic of Palau with the exception of agricultural/funeral practices require an earthmoving permit from EQPB, whereas, building permits issued by KSG-Building & Zoning are only applicable to projects in Koror State.