



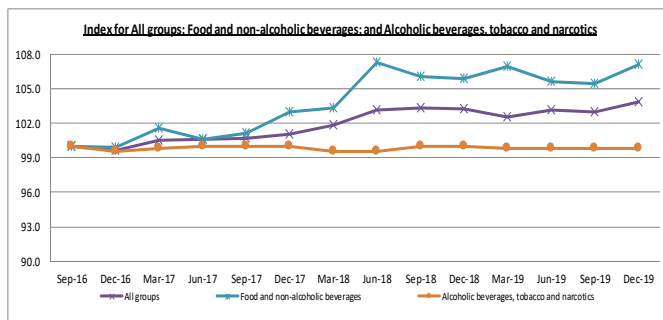
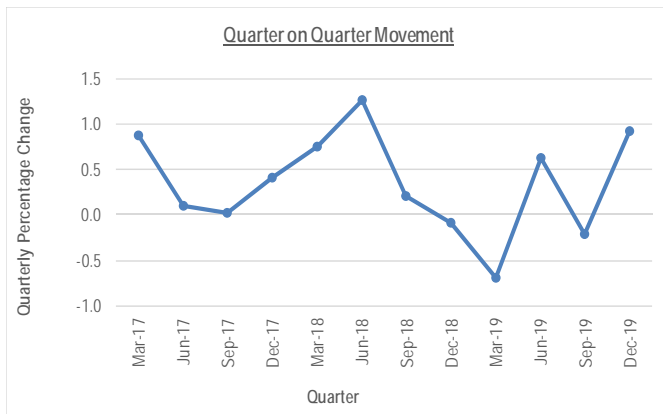
**Ministry of Finance
Bureau of Budget & Planning
Office of Planning & Statistics**

P. O. Box 6011, Melekeok, Republic of Palau 96939
Tel. (680) 767-1269/1270 Fax. (680) 767-5642

Email: ops@palaugov.org ; Web address: <http://www.palaugov.org/budgetandplanning/>

December 2019 QTR KEY FIGURES

Major Groups	QTR on QTR % Change	YR on YR % Change
Food & non-alcoholic beverages	1.6	1.2
Alcoholic beverages, tobacco & narcotics	0.0	-0.2
Clothing & Footwear	0.7	1.2
Housing, water, electricity, gas, & other fuels	-0.1	0.3
Furnishings, household equipment, and routine household maintenance	-0.1	0.1
Health	0.0	0.0
Transport	3.4	1.3
Communication	0.0	0.0
Recreation and Culture	0.0	-0.7
Education	0.3	0.3
Restaurants and Hotels	0.0	4.6
Miscellaneous goods & services	-1.3	-1.5
ALL GROUPS	0.9	0.6



Source: Bureau of Budget & Planning, MOF

DECEMBER 2019 QTR KEY POINTS

- All groups saw an increase of 0.9% over the last quarter. Groups that showed increases were Transport group at 3.4%, Food & non-alcoholic beverages group at 1.6%, and Clothing & Footwear group at 0.7%. Items contributing to these increases includes the price change on fuels, meat, bread, and men’s clothing. The only group that saw a significant decrease was Miscellaneous goods & services group at -1.3%. Item that contributed to the decline includes products for personal care. The remaining groups saw little or no change this quarter. Overall, prices remained constant with last quarter in respect to their perspective weights in the CPI basket.
- The annual increase of 0.6% for the last 12 months was largely driven by Restaurants & Hotels group at 4.6%, Transport group at 1.3%, Clothing & Footwear group at 1.2% and Food & non-alcoholic beverages group at 1.2% respectively. Items that contributed the most to these groups’ change includes the price increase of take-out food, fuel, men’s t-shirts, bread and frozen chicken. On the other hand, Miscellaneous goods & services group saw a significant decrease of -1.5% mainly due to the price change of personal care products. The remaining groups saw little or no annual price change this quarter.



**Ministry of Finance
Bureau of Budget & Planning
Office of Planning & Statistics**

P. O. Box 6011, Melekeok, Republic of Palau 96939
Tel. (680) 767-1269/1270 Fax. (680) 767-5642

Email: ops@palaugov.org ; Web address: <http://www.palaugov.org/budgetandplanning>

DECEMBER 2019 QTR KEY FIGURES

Imports	Total FOB Value 4 th Qtr 2018	Total FOB Value 4 th Qtr 2019	% Change
Live Animals; animal products	2,396,088	2,806,694	17.1
Vegetable products	1,731,109	2,031,472	17.4
Prepared foodstuffs, beverages, spirits & tobacco	5,119,790	5,806,819	13.4
Mineral products	10,466,507	8,690,637	-17.0
Chemicals and allied products	2,377,378	1,810,866	-23.8
Articles of stone, plaster, cement, glass & ceramic products	557,661	424,315	-23.9
Base metals & articles thereof	1,820,867	2,310,514	26.9
Machinery & mechanical & electrical appliances & parts	7,273,621	6,851,417	-5.8
Vehicles, aircraft & associated transport equipment	2,097,653	6,287,073	199.7
Miscellaneous manufactured articles	1,709,293	1,979,649	15.8
Other Imports	4,897,944	4,899,432	0.0
Total	40,447,912	43,898,889	8.5

Source: Bureau of Customs & Border Protection, MOF and Bureau of Budget & Planning, MOF

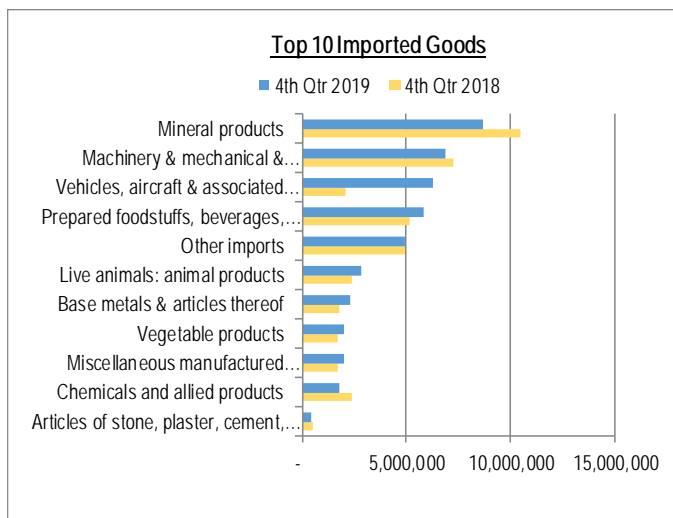
Ocean Cargo Carriers' Inbound Containers

Type	Total Containers 4 th Qtr 2018	Total Containers 4 th Qtr 2019	% Change
20'D	470	478	1.7
40'D	265	294	10.9
20'R	26	34	30.8
40'R	51	45	-11.8
Total	812	851	4.8

Source: Division of Marine Transportation, BCD, MPIIC

DECEMBER 2019 QTR KEY POINTS

- Overall, total imports increased by 8.5% over the same period last year.
- Vehicles, aircraft & associated transport equipment group saw an increase of 199.7% largely due to imports of vehicles, boats & floating structures.
- Base metals & articles thereof group also showed an increase of 26.9% likely associated with imports of iron, steel and aluminum.
- Articles of stone, plaster, cement, glass & ceramic products group showed a decline of 23.9%. Imports of construction materials such as stone, plaster, cement, glass and asbestos contributed to last year's high number.
- Other imports include Animal or vegetable oils & fats, Arms and ammunition, parts & accessories thereof, Footwear, headgear, umbrellas & parts thereof, Pearls, precious & semi-precious stones & metals, Photographic & optical, medical & surgical goods & clocks/watches & musical instruments, Plastic, rubber & articles thereof, Raw hides, skins, leather articles & travel goods, Textiles & textile articles, Wood pulp, paper & paperboard & articles thereof, Wood, cork & articles thereof & plaiting material, and Works of art, collectors pieces & antiques.
- The table on the top right corner shows the number of inbound containers by size and type. The overall number increased by 4.8% over the same quarter last year.





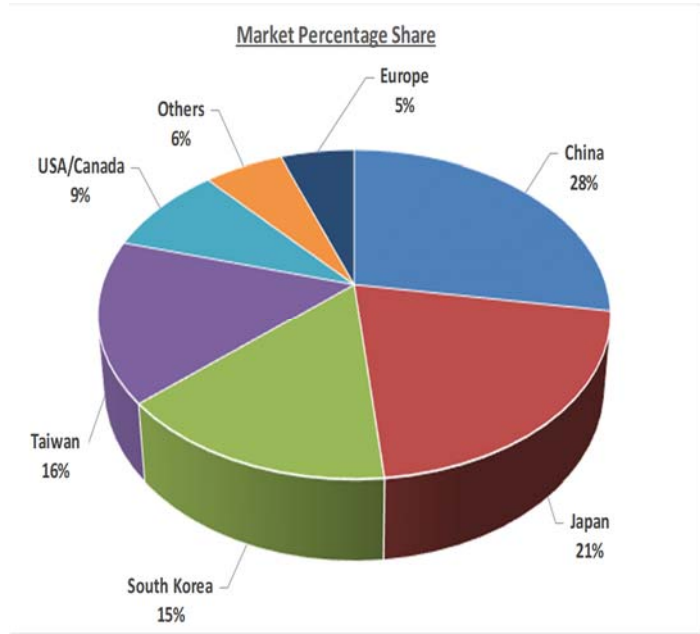
**Ministry of Finance
Bureau of Budget & Planning
Office of Planning & Statistics**

P. O. Box 6011, Melekeok, Republic of Palau 96939
Tel. (680) 767-1269/1270 Fax. (680) 767-5642

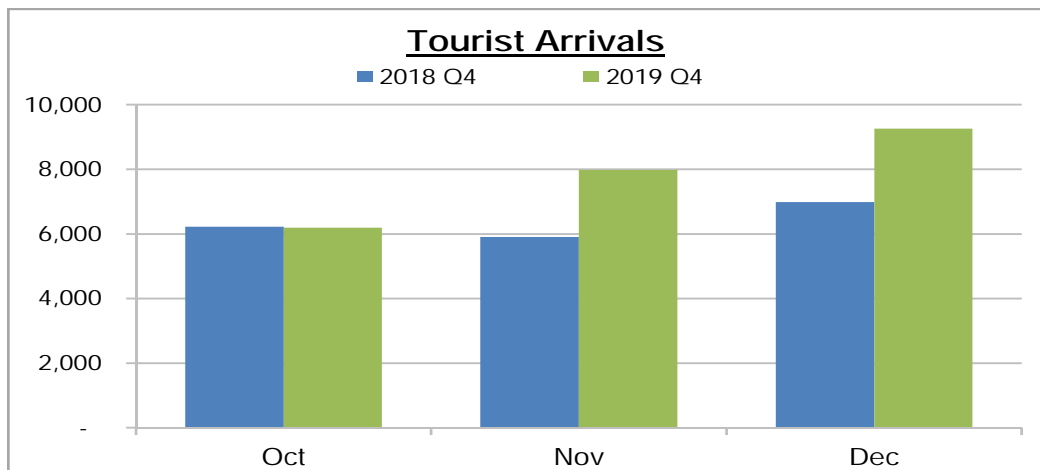
Email: ops@palaugov.org; Web address: <http://www.palaugov.pw/budgetandplanning>

December 2019 QTR KEY FIGURES

Country	Visitor Arrivals 4th Qtr 2018	Visitor Arrivals 4th Qtr 2019	% Change
China	4,818	6,461	34.1
Japan	4,788	4,893	2.2
South Korea	3,210	3,525	9.8
Taiwan	2,328	3,741	60.7
USA/Canada	1,747	2,120	21.4
Others	873	1,399	60.3
Europe	1,351	1,301	-3.7
Total	19,115	23,440	22.6



Source: Bureau of Immigration and Labor, MOJ, Republic of Palau



December 2019 QTR KEY POINTS

- The total number of visitors this quarter was 23,440, an increase of 4,325; 22.6% compared to the same quarter last year.
- PRC China, which was the leading market amongst other countries for the past year, saw a significant increase of 1,643; about 34.1% over the same quarter last year.
- Taiwan saw a significant increase of 1,413; about 60.7% over the same quarter last year.
- Other country group saw an increase of 526; about 60.3% over the same quarter last year.
- USA/Canada saw an increase of 373; about 21.4% compared to the same quarter last year.
- European visitors experienced a decline of 50; about -3.7% compared to the same period last year.



Ministry of Finance
Bureau of Budget & Planning
Office of Planning & Statistics

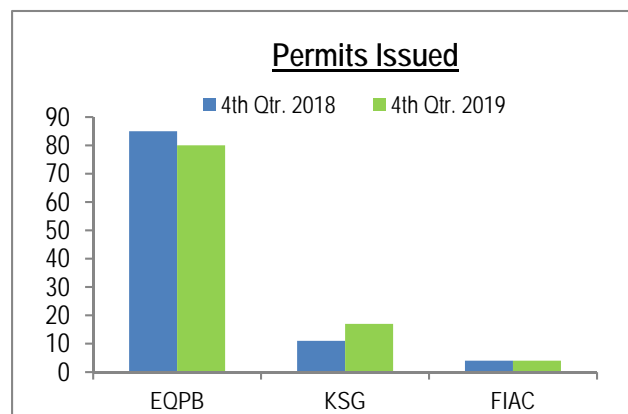
P. O. Box 6011, Melekeok, Republic of Palau 96939
Tel. (680) 767-1269/1270 Fax. (680) 767-5642

Email: ops@palaugov.org ; Web address: <http://www.palaugov.org/budgetandplanning>

DECEMBER 2019 QTR KEY FIGURES -FIAC

Industry	FIAC Issued 4 th Qtr 2018	FIAC Issued 4 th Qtr 2019
Construction	-	1
Accommodation and food service activities	2	3
Real estate activities	1	-
Professional, scientific and technical activities	1	-
Total	4	4

Source: Foreign Investment Board, ROP



DECEMBER 2019 QTR KEY FIGURES -KSG

Type	Building Permits 4 th Qtr 2018	Building Permits 4 th Qtr 2019
Commercial	1	2
Government	2	1
Residential	8	14
Total	11	17

Source: Building & Zoning, Koror State Government

DECEMBER 2019 QTR KEY FIGURES -EQPB

Type	Earthmoving Permits Issued 4 th Qtr 2018	Earthmoving Permits Issued 4 th Qtr 2019
Commercial	19	24
Government	20	14
Residential	46	42
Total	85	80

Source: Environmental Quality Protection Board, ROP

DECEMBER 2019 QTR KEY POINTS

- Overall, FIAC licenses issued this quarter saw no change to the same period last year. A total of 4 new licenses were issued this quarter with Accommodation and food service activities contributing the highest. Licenses issued for this industry were for hotel development.
- Building Permits issued this quarter by KSG-Building & Zoning increased by 6 over the same period last year. A total of 17 building permits were issued this quarter with Residential building permits contributing the highest.
- Earthmoving permits issued for this quarter declined by 5 over the same period last year. A total of 80 earthmoving permits were issued this quarter with Residential permits contributing the highest. All of the earthmoving activities in the Republic of Palau with the exception of minor agricultural/funeral practices require an earthmoving permit from EQPB, whereas, building permits issued by KSG-Building & Zoning are only applicable to projects in Koror State.