



**Ministry of Finance
Bureau of Budget & Planning
Office of Planning & Statistics**

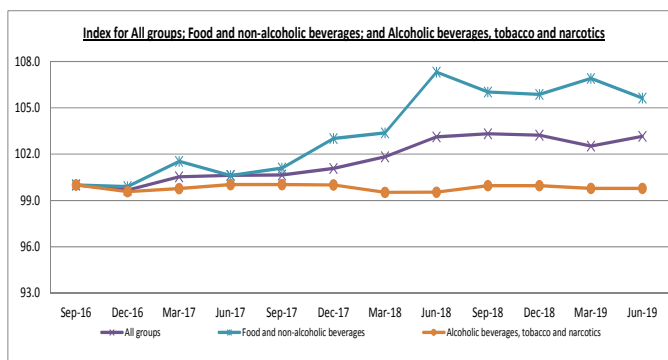
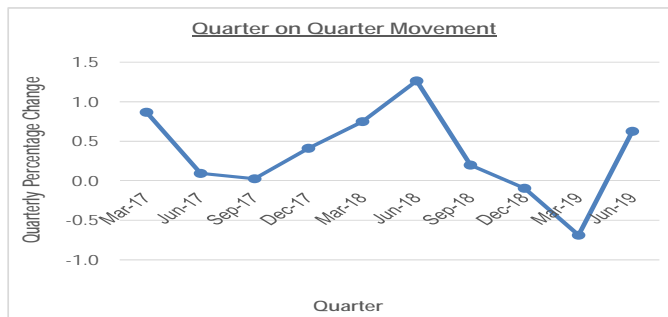
P. O. Box 6011, Melekeok, Republic of Palau 96939
Tel. (680) 767-1269/1270 Fax. (680) 767-5642

Email: ops@palau.gov ; Web address: <http://www.palau.gov/budgetandplanning/>

JUNE 2019 QTR KEY FIGURES

Major Groups	QTR on QTR % Change	YR on YR % Change
Food & non-alcoholic beverages	-1.2	-1.6
Alcoholic beverages, tobacco & narcotics	0.0	0.2
Clothing & Footwear	3.3	-0.6
Housing, water, electricity, gas, and other fuels	0.2	0.1
Furnishings, household equipment, and routine household maintenance	0.1	0.0
Health	0.0	0.0
Transport	4.5	1.9
Communication	0.0	0.6
Recreation and Culture	0.0	-2.0
Education	0.0	0.0
Restaurants and Hotels	0.0	4.6
Miscellaneous goods and services	0.8	-0.7
ALL GROUPS	0.6	0.0

Source: Bureau of Budget & Planning, MOF



JUNE 2019 QTR KEY POINTS

- All groups saw an increase of 0.6% over the last quarter. Groups that showed increases were Transport group at 4.5%, Clothing & Footwear group at 3.3%, and Miscellaneous goods and services groups at 0.8%. Items contributing to these increases includes the price change on gasoline, diesel, men's jeans, and colgate. The remaining groups saw little or no change this quarter. Overall, prices remained constant with last quarter in respect to their perspective weights in the CPI basket.
- All groups saw a 0.0% or no annual change for the same period last year. Although in the last 12 months, groups that saw slight increases for the same period are Restaurants and Hotels group, Transport group, and Alcohol beverages, tobacco & narcotics group at 4.6%, 1.9%, and 0.2% respectively. Items that contributed the most to these groups' change includes the price increase of fried chicken and cheeseburger takeout, fuels, and beers. On the other hand, Recreation and culture group, Food & non-alcoholic beverages group, Miscellaneous goods and services group, and Clothing & Footwear group saw decreases at 2.0%, 1.6%, 0.7%, and 0.6% respectively. Mainly due to the price change of children toys, cheese, eggs, apples, tangerines, and short sleeve dress shirt. The remaining groups saw little or no annual price change this quarter.



**Ministry of Finance
Bureau of Budget & Planning
Office of Planning & Statistics**

P. O. Box 6011, Melekeok, Republic of Palau 96939
Tel. (680) 767-1269/1270 Fax. (680) 767-5642

Email: ops@palaugov.org ; Web address: <http://www.palaugov.org/budgetandplanning>

JUNE 2019 QTR KEY FIGURES

Imports	Total FOB Value 2nd Qtr 2018	Total FOB Value 2nd Qtr 2019	% Change
Live Animals; animal products	2,576,792	2,054,425	-20.3
Vegetable products	1,622,265	1,729,827	6.6
Prepared foodstuffs, beverages, spirits & tobacco	5,469,132	5,171,366	-5.4
Mineral products	6,529,720	7,211,424	10.4
Chemicals and allied products	2,531,747	2,175,497	-14.1
Articles of stone, plaster, cement, glass & ceramic products	517,675	517,578	0.0
Base metals & articles thereof	2,574,134	2,871,545	11.6
Machinery & mechanical & electrical appliances & parts	5,740,636	7,419,996	29.3
Vehicles, aircraft & associated transport equipment	2,514,789	2,803,906	11.5
Miscellaneous manufactured articles	1,830,788	1,538,740	-16.0
Other Imports	6,258,363	4,653,415	-25.6
Total	38,166,040	38,147,721	-0.1

Source: Bureau of Customs & Border Protection, MOF and Bureau of Budget & Planning, MOF

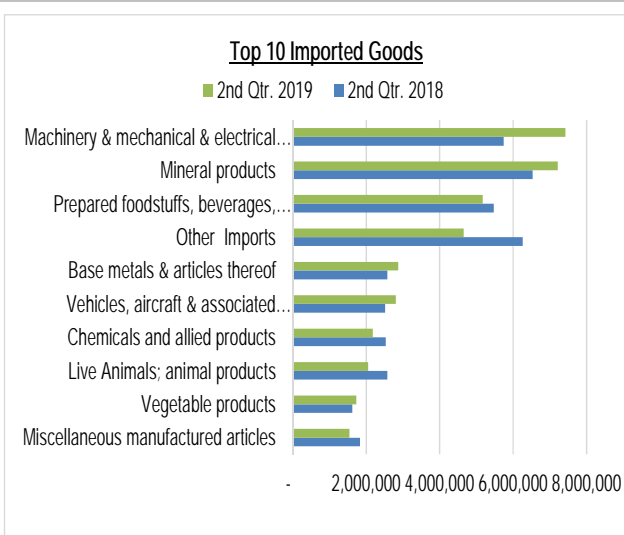
Ocean Cargo Carriers' Inbound Containers

Type	Total Containers 2nd Qtr 2018	Total Containers 2nd Qtr 2019	% Change
20'D	467	376	-19.5
40'D	234	240	2.6
20'R	31	25	-19.4
40'R	49	43	-12.2
Total	781	684	-12.4

Source: Division of Marine Transportation, BCD, MPIIC

JUNE 2019 QTR KEY POINTS

- Overall, total imports declined by 0.1% over the same period last year.
- Machinery & mechanical & electrical appliances & parts showed an increase of 29.3% mainly driven by imports of electrical appliances; such as nuclear reactors, boilers, sound recorders and television parts and accessories.
- Base metals and articles thereof group trailed with 11.6% increase due to imports of iron, steel, metals and other related construction materials.
- Other imports group showed a decline of about 25.6%. Imports of medical & surgical instruments, plastic articles, wood charcoal, paperboard and rubber contributed to last year's high number.
- Other imports include Animal or vegetable oils & fats, Arms and ammunition, parts & accessories thereof, Footwear, headgear, umbrellas & parts thereof, Pearls, precious & semi-precious stones & metals, Photographic & optical, medical & surgical goods & clocks/watches & musical instruments, Plastic, rubber & articles thereof, Raw hides, skins, leather articles & travel goods, Textiles & textile articles, Wood pulp, paper & paperboard & articles thereof, Wood, cork & articles thereof & plaiting material, and Works of art, collectors pieces & antiques.
- The table on the top right corner shows the number of inbound containers by size and type. The overall number declined by 12.4% over the same quarter last year.





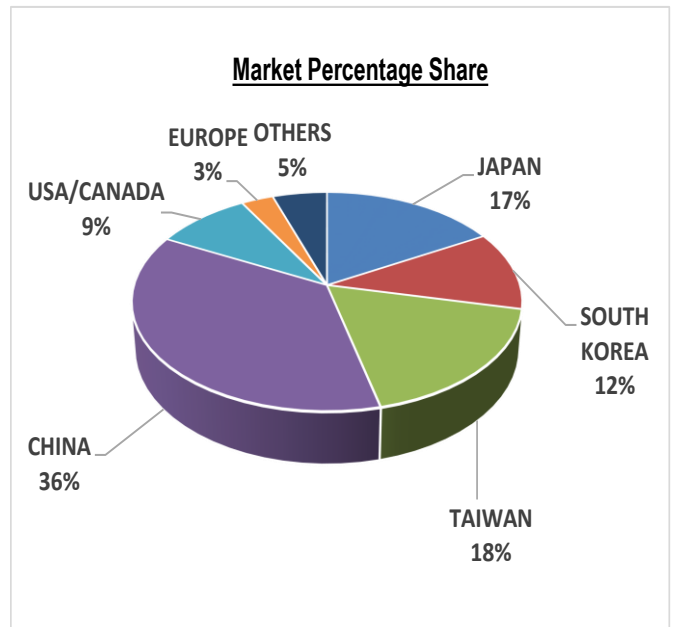
**Ministry of Finance
Bureau of Budget & Planning
Office of Planning & Statistics**

P. O. Box 6011, Melekeok, Republic of Palau 96939
Tel. (680) 767-1269/1270 Fax. (680) 767-5642

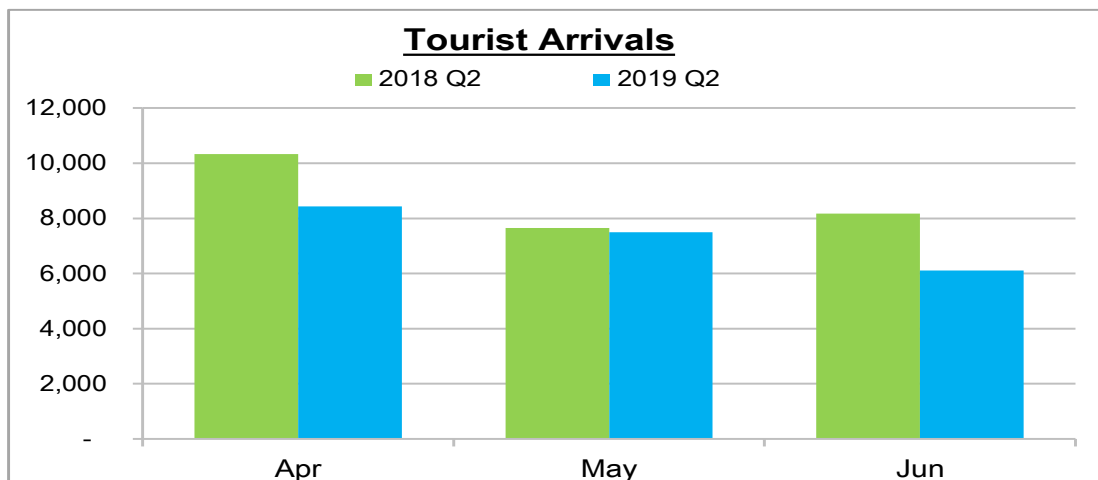
Email: ops@palaugov.org ; Web address: <http://www.palaugov.pw/budgetandplanning>

JUNE 2019 QTR KEY FIGURES

Country	Visitor Arrivals 2nd Qtr 2018	Visitor Arrivals 2nd Qtr 2019	% Change
China	11,463	8,026	-30.0
Taiwan	2,525	3,901	54.5
Japan	4,768	3,711	-22.2
South Korea	3,285	2,568	-21.8
USA/Canada	2,303	2,015	-12.5
Others	947	1,149	21.3
Europe	877	678	-22.7
Total	26,168	22,048	-15.7



Source: Bureau of Immigration and Labor, MOJ, Republic of Palau



JUNE 2019 QTR KEY POINTS

- The total number of visitors this quarter was 22,048, declined by 4,120; -15.7% compared to the same quarter last year.
- Japan, South Korean, Europe, and USA/Canada experienced decrease compared to the same quarter last year.
- China, which was the leading market amongst other countries for the past year, also experienced a decline of 3,437; about -30.0% over the same quarter last year.
- Inbound visitors from Taiwan and Others country group experienced increase over the same period last year.
- Taiwan saw an increase of 1,376 visitors or 54.5% increase and, Others country group saw an increase of 202 visitors or 21.3% increase.

For more information contact Office of Planning & Statistics at 767-1269/1270 or Email to ops@palaugov.org



**Ministry of Finance
Bureau of Budget & Planning
Office of Planning & Statistics**

P. O. Box 6011, Melekeok, Republic of Palau 96939
Tel. (680) 767-1269/1270 Fax. (680) 767-5642

Email: ops@palaugov.org ; Web address: <http://www.palaugov.org/budgetandplanning>

JUNE 2019 QTR KEY FIGURES-FIAC

Industry	FIAC Issued 2 nd Qtr 2018	FIAC Issued 2 nd Qtr 2019
Accommodation and food service activities	0	2
Arts, entertainment and recreation	0	1
Total	0	3

Source: Foreign Investment Board, ROP

JUNE 2019 QTR KEY FIGURES-KSG

Type	Building Permits 2 nd Qtr 2018	Building Permits 2 nd Qtr 2019
Commercial	1	4
Government	0	2
Residential	15	5
Total	16	11

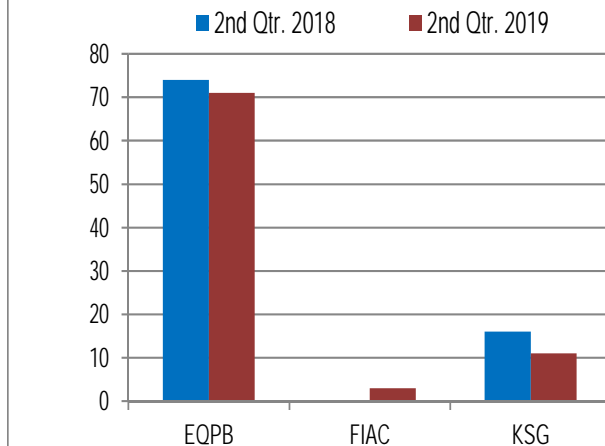
Source: Building & Zoning, Koror State Government

JUNE 2019 QTR KEY FIGURES-EQPB

Type	Earthmoving Permits Issued 2 nd Qtr 2018	Earthmoving Permits Issued 2 nd Qtr 2019
Commercial	10	15
Government	14	24
Residential	50	32
Total	74	71

Source: Environmental Quality Protection Board, ROP

Permits Issued



JUNE 2019 QTR KEY POINTS

- Overall, there was a total of 3 FIAC licenses issued this quarter with Accommodation and food service activities contributing the highest. There were no licenses issued for the same period last year.
- Building permits issued this quarter by KSG-Building & Zoning declined by 5 over the same period last year. A total of 11 building permits were issued this quarter with Residential building permits contributing the highest.
- Earthmoving permits issued for this quarter declined by 3 over the same period last year. A total of 71 earthmoving permits were issued this quarter with Residential permits contributing the highest. All of the earthmoving activities in the Republic of Palau with the exception of agricultural/funeral practices require an earthmoving permit from EQPB, whereas, building permits issued by KSG-Building & Zoning are only applicable to projects in Koror State.