



**Ministry of Finance
Bureau of Budget & Planning
Office of Planning & Statistics**

P. O. Box 6011, Melekeok, Republic of Palau 96939
Tel. (680) 767-1269/1270 Fax. (680) 767-5642

Email: ops@palaugov.org ; Web address: <http://www.palaugov.org/budgetandplanning>

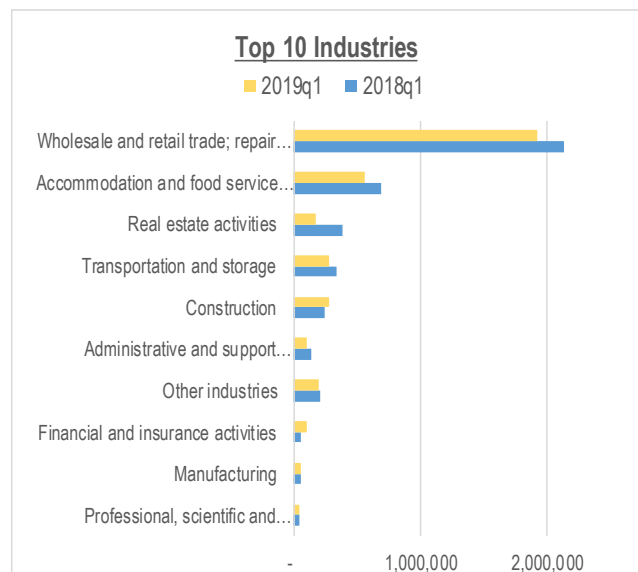
MARCH 2019 QTR KEY FIGURES

INDUSTRY	Total BGRT 1 ST Qtr 2018 (\$)	Total BGRT 1 ST Qtr 2019 (\$)	%Change	Total Number of BGRT Non-filers 1 ST Qtr 2018	Total Number of BGRT Non-filers 1 ST Qtr 2019
Agriculture and forestry	6,461	7,256	12.3	7	7
Fisheries	21,267	20,273	-4.7	5	11
Mining and quarrying	25,031	33,297	33.0	0	1
Manufacturing	51,321	47,718	-7.0	5	14
Construction	241,302	273,514	13.3	42	44
Wholesale & retail trade; repair of motor vehicles and motorcycles	2,134,378	1,925,970	-9.8	78	84
Transportation and storage	341,985	282,369	-17.4	38	33
Accommodation and food service activities	693,562	556,588	-19.5	48	52
Financial and insurance activities	57,305	95,096	65.9	9	16
Real estate activities	388,770	167,038	-57.0	48	51
Professional, scientific and technical activities	40,903	45,049	10.1	29	35
Administrative and support service activities	138,805	105,291	-24.1	39	42
Other service activities	33,083	29,187	-11.8	59	70
Other industries	206,897	192,318	-7.0	19	21
TOTAL	4,381,070	3,782,507	-13.7	426	481

Source: Division of Rev. & Tax, MOF and Bureau of Budget & Planning, MOF

MARCH 2019 QTR KEY POINTS

- Total BGRT collected this quarter dropped by 13.7% compared to the same quarter last year.
- Industries that saw a major decline includes Real estate activities, Administrative and support service activities, Accommodation and food service activities, Transportation and storage at -57.0%, -24.1%, -19.5%, and -17.4% respectively.
- The major decreases of tourist-related industries are likely in line with the drop in visitor arrivals compared to the same period last year.
- Industries that showed significant increases are Financial and insurance activities, Mining and quarrying, and Construction at 65.9%, 33.0%, and 11.3% respectively.
- These increases are likely in relation to the on-going hotel development projects, as well as capital infrastructure projects, including the correctional facility and the Koror-Airai Sewer Project.
- Total BGRT Non-filers include all registered businesses with active business status that failed to file quarterly GRT. Total number of Non-filers was higher by 55, as compared to the same period last year.
- Other industries include Information and Communication; Human Health and Social Work; and Arts, Entertainment and Recreation; and Electricity, Gas, Steam and Air Conditioning Supply.





**Ministry of Finance
Bureau of Budget & Planning
Office of Planning & Statistics**

P. O. Box 6011, Melekeok, Republic of Palau 96939
Tel. (680) 767-1269/1270 Fax. (680) 767-5642

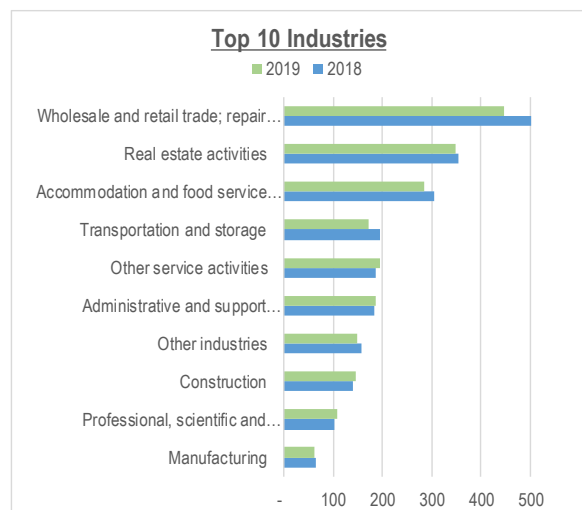
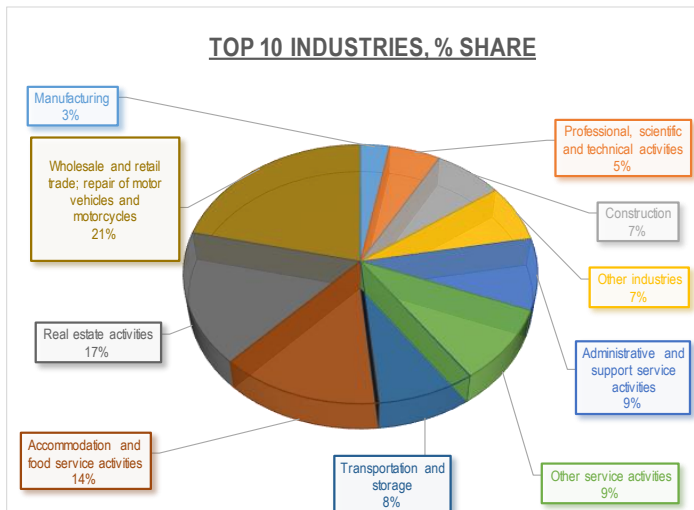
Email: ops@palaugov.org Web address: <http://www.palaugov.org/budgetandplanning/>

MARCH 2019 QTR KEY FIGURES

INDUSTRY	Total Registered Business License 2018	Total Registered Business License 2019	% Change
Agriculture and forestry	41	37	-9.8
Fisheries	32	28	-12.5
Mining and quarrying	12	14	16.7
Manufacturing	65	61	-6.2
Construction	139	146	5.0
Wholesale and retail trade	500	447	-10.6
Transportation and storage	195	171	-12.3
Accommodation and food service activities	306	284	-7.2
Real estate activities	353	349	-1.1
Professional, scientific & technical activities	102	108	5.9
Administrative and support service activities	183	187	2.2
Other service activities	188	195	3.7
Other Industries	158	148	-6.3
Total	2,274	2,175	-4.4

Source: Division of Rev. & Tax, MOF and Bureau of Budget & Planning, MOF

MARCH 2019 QTR KEY POINTS



- Business Licenses must be renewed by December 31st of each year to avoid penalty and interest fees. The table above shows the cumulative number of business licenses issued for year 2018 and 2019.
- To date, there have been a total of 2,175 licenses, a decline of 4.4%, issued for business year 2019.
- Among the top 10 industries, Wholesale and retail trade remains the largest industry with a percentage share of about 21%.
- Real estate activities industry comes in second at 17% followed by Accommodation and food service activities at 14%.
- These three industries combined makes up 52% of the overall count of business licenses issued this year.
- Other industries include Information and Communication, Financial and insurance activities, Education, Human Health and Social Work, Arts, Entertainment and Recreation, and Public administration and defense; compulsory social security; and Water; sewerage, waste management and remediation activities.

For more information contact Office of Planning & Statistics at 767-1269/1270 or Email to ops@palaugov.org



Ministry of Finance
Bureau of Budget & Planning
Office of Planning & Statistics

P. O. Box 6011, Melekeok, Republic of Palau 96939
 Tel. (680) 767-1269/1270 Fax. (680) 767-5642

Email: ops@palaugov.org ; Web address: <http://www.palaugov.org/budgetandplanning/>

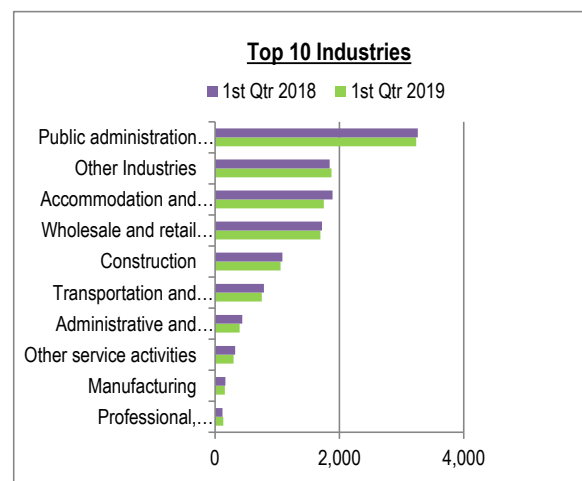
MARCH 2019 QTR KEY FIGURES

INDUSTRY	Average Employed 1 st Qtr 2018	Average Employed 1 st Qtr 2019	% Change
Agriculture and forestry	128	119	-7.0
Fisheries	93	85	-8.6
Mining and quarrying	76	73	-4.0
Manufacturing	167	159	-4.8
Construction	1,085	1,055	-2.7
Wholesale and retail trade	1,719	1,696	-1.4
Transportation and storage	789	755	-4.3
Accommodation and food service activities	1,889	1,749	-7.4
Financial and insurance activities	104	156	50.0
Professional, scientific and technical activities	122	133	9.0
Administrative & support service activities	438	395	-9.8
Public administration and defence	3,259	3,234	-0.8
Other service activities	324	300	-7.4
Other Industries	1,843	1,871	1.5
TOTAL	12,035	11,779	-2.1

Source: Social Security Administration; Bureau of Budget & Planning, MOF

MARCH 2019 QTR KEY POINTS

- Quarterly employment numbers are derived by averaging total number of people filing returns at the end of the quarter. Industry employment counts are classified based on the business activity as disclosed on their Social Security activity description.
- Overall, the total average employment declined by 2.1% compared to the same period last year.
- Mining and quarrying and Construction industries both showed decreases of 4.0% and 2.7% respectively. Last year's high number is likely associated with the Koror-Airai sewer project.
- Tourism related industries such as Wholesale and retail trade, Transportation and storage, Accommodation and food service activities, and Administrative & support service activities all showed a decline this quarter. These decreases were likely driven by the decline in visitor arrivals.
- Other industries include Activities of Extraterritorial organizations and bodies, Activities of household as employers; undifferentiated goods, Information and communication, Arts, entertainment and recreation, Human Health and social work activities, Real estate activities and Electricity, gas, steam and air conditioning supply.





**Ministry of Finance
Bureau of Budget & Planning
Office of Planning & Statistics**

P. O. Box 6011, Melekeok, Republic of Palau 96939
Tel. (680) 767-1269/1270 Fax. (680) 767-5642

Email: ops@palaugov.org ; Web address: <http://www.palaugov.org/budgetandplanning/>

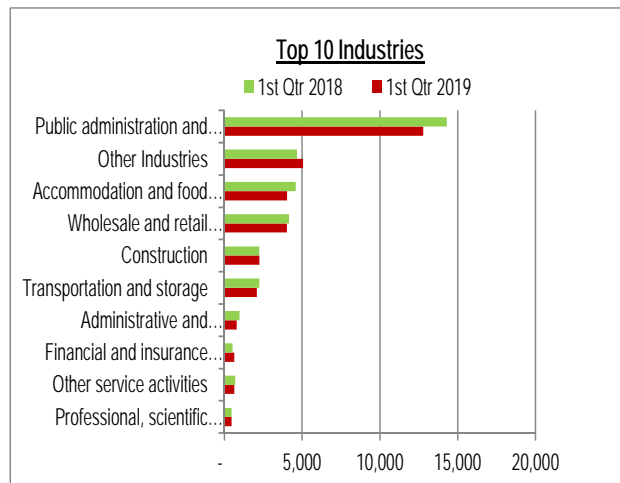
MARCH 2019 FIGURES

INDUSTRY	Total Wages 1st Qtr 2018 (in USD'000)	Total Wages 1st Qtr 2019 (in USD'000)	% Change
Agriculture	146	122	-16.4
Fisheries	182	173	-5.0
Mining and quarrying	198	228	15.2
Manufacturing	361	342	-5.3
Construction	2,241	2,260	0.8
Wholesale and retail trade	4,149	4,020	-3.1
Transportation and storage	2,254	2,093	-7.1
Accommodation and food service activities	4,581	4,037	-11.9
Financial and insurance activities	520	631	21.4
Professional, scientific and technical activities	471	459	-2.5
Administrative and support service activities	964	790	-18.0
Public administration and defence	14,303	12,787	-10.6
Other service activities	691	626	-9.4
Other Industries	4,672	5,049	8.1
TOTAL	35,733	33,618	-5.9

Source: Social Security Administration; Bureau of Budget & Planning, MOF

MARCH 2019 KEY POINTS

- Overall wages collected this quarter declined by 5.9% compared to the same period last year.
- Mining and quarrying and Construction activities both showed positive performance this quarter, possibly associated with the on-going public infrastructure projects.
- Tourism related industries such as Wholesale and retail trade, Transportation and storage, Accommodation and food service activities, and Administrative and support service activities all showed a decline this quarter. These decreases are likely in line with the decline in visitor arrivals.



- Other Industries include Information and communication, Activities of extraterritorial organizations and bodies, Arts, entertainment and recreation, Human health and social work activities, Electricity, gas, steam and air conditioning supply, Activities of household as employers, undifferentiated goods- and services-producing activities of households for own use, Education and Real estate activities.