



**Ministry of Finance
Bureau of Budget & Planning
Office of Planning & Statistics**

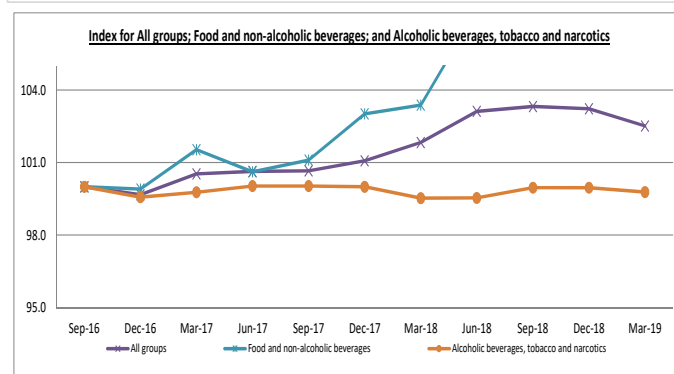
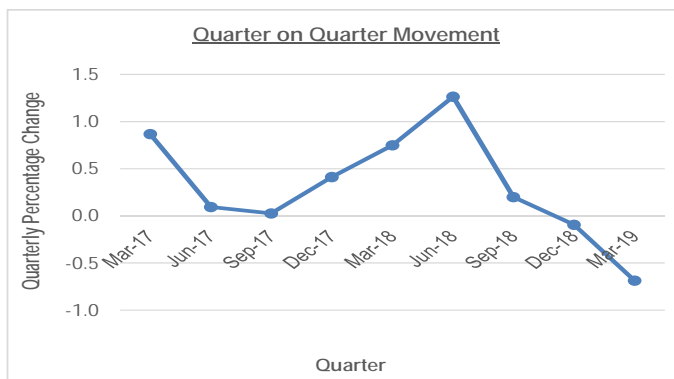
P. O. Box 6011, Melekeok, Republic of Palau 96939
Tel. (680) 767-1269/1270 Fax. (680) 767-5642

Email: ops@palau.gov.org ; Web address: <http://www.palau.gov.org/budgetandplanning/>

MARCH 2019 QTR KEY FIGURES

Major Groups	QTR on QTR % Change	YR on YR % Change
Food & non-alcoholic beverages	1.0	3.4
Alcoholic beverages, tobacco & narcotics	-0.2	0.3
Clothing & Footwear	-2.7	-4.0
Housing, water, electricity, gas, & other fuels	0.3	0.2
Furnishings, household equipment, and routine household maintenance	0.1	-0.1
Health	0.0	2.4
Transport	-6.2	-1.2
Communication	0.0	-0.5
Recreation and Culture	2.8	0.1
Education	0.0	0.0
Restaurants and Hotels	4.6	4.6
Miscellaneous goods & services	-0.1	-0.5
ALL GROUPS	-0.7	0.7

Source: Bureau of Budget & Planning, MOF



MARCH 2019 QTR KEY POINTS

- All groups saw a decrease of 0.7% over the last quarter. Groups that showed significant drop were Transport group at 6.2% and Clothing and Footwear group at 2.7%. Items that contributed the most to these decrease include the price change of fuel and women clothing. The groups that saw major increase were the Restaurants and Hotels group at 4.6%, and Recreation and Culture at 2.8%. Items that contributed to these groups' increase include takeout fried chicken and cheeseburger and Television set. The remaining groups saw little or no change this quarter. Overall, prices remained constant with last quarter in respect to their perspective weights in the CPI basket.
- The annual increase of 0.7% for the last 12 months was largely driven by Restaurants and Hotels group at 4.6%, Food and non-alcoholic beverages group at 3.4%, and Health group at 2.4%. Major items that contributed the most to these increase include takeout fried chicken, cheeseburger, rice, frozen meat, vegetables and prescription medicine. On the other hand, groups that saw significant decline include Clothing and Footwear group at 4.0% and Transport group at 1.2%. The price reduction on men's Levi shorts, women's clothing, and maintenance and repair of personal transport are some of the cause for these groups' decrease. The remaining groups saw little or no price change for the year.



Ministry of Finance
Bureau of Budget & Planning
Office of Planning & Statistics

P. O. Box 6011, Melekeok, Republic of Palau 96939

Tel. (680) 767-1269/1270 Fax. (680) 767-5642

Email: ops@palaugov.org; Web address: <http://www.palaugov.org/budgetandplanning/>

MARCH 2019 QTR KEY FIGURES

Due to changes of source data from Bureau of Customs & Border Protection, there will be a temporary delay on publishing 1st quarter 2019 Imports data.

Ocean Cargo Carriers' Inbound Containers

Type	Total Containers 1 st Qtr 2018	Total Containers 1 st Qtr 2019	% Change
20'D	389	363	-6.7
40'D	176	201	14.2
20'R	28	27	-3.6
40'R	34	55	61.8
Total	627	646	3.0

This table shows the number of inbound containers by size and type. The overall number increased by 3% over the same quarter last year.

Source: Division of Marine Transportation, MPIIC



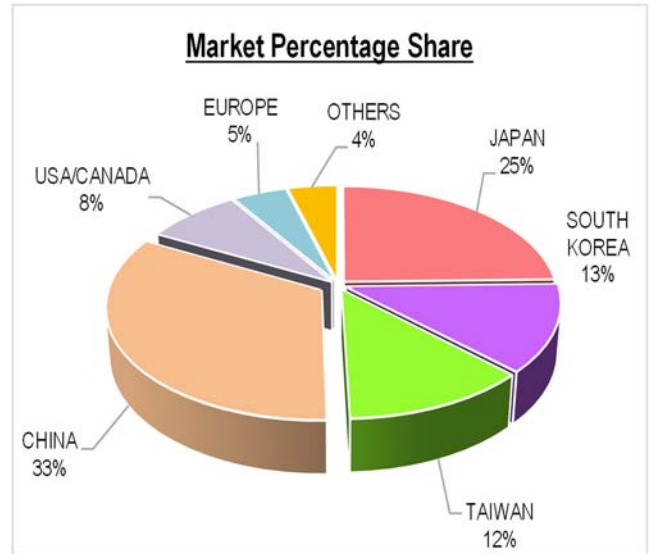
**Ministry of Finance
Bureau of Budget & Planning
Office of Planning & Statistics**

P. O. Box 6011, Melekeok, Republic of Palau 96939
Tel. (680) 767-1269/1270 Fax. (680) 767-5642

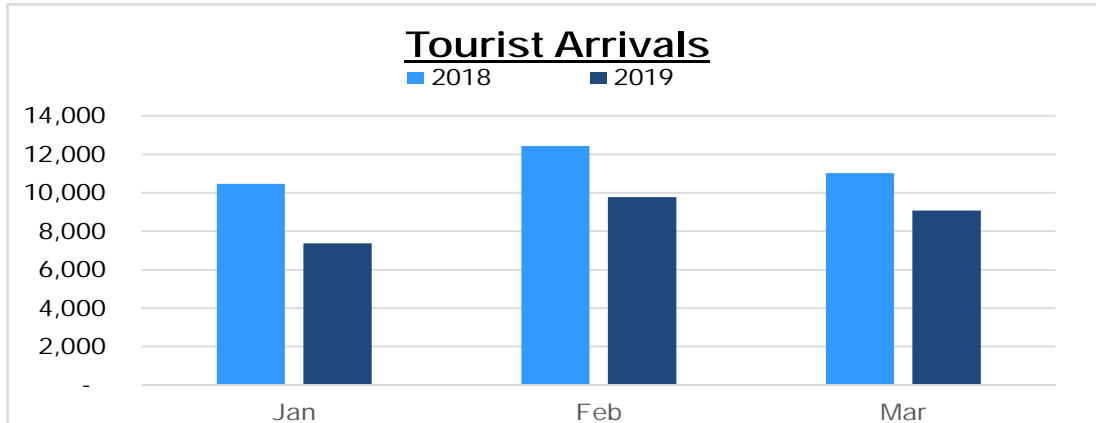
Email: ops@palaugov.org; Web address: <http://www.palaugov.pw/budgetandplanning>

MARCH 2019 QTR KEY FIGURES

Country	Visitor Arrivals 1st Qtr 2018	Visitor Arrivals 1st Qtr 2019	% Change
Japan	8,321	6,456	-22.4
South Korea	3,924	3,300	-15.9
Taiwan	2,645	3,213	21.5
China	14,196	8,712	-38.6
USA/ Canada	2,317	2,160	-6.8
Europe	1,542	1,236	-19.8
Others	962	1,121	16.5
Total	33,907	26,198	-22.7



Source: Bureau of Immigration and Labor, MOJ, Republic of Palau



MARCH 2019 QTR KEY POINTS

- The total number of visitors this quarter was 26,198, a decline of 7,709; about -22.7% compared to the same quarter last year.
- Inbound visitors from Japan, South Korea, China, USA/Canada, and Europe experienced decline compared to the same period last year.
- PRC China showed the largest decline of 5,484 visitors; about -38.6% below the same quarter last year.
- Taiwan saw a significant increase of 568 visitors; at about 21.5% over the same period last year.
- Other country group saw an increase of 159 or about 16.5% over the same quarter last year.



Ministry of Finance
Bureau of Budget & Planning
Office of Planning & Statistics

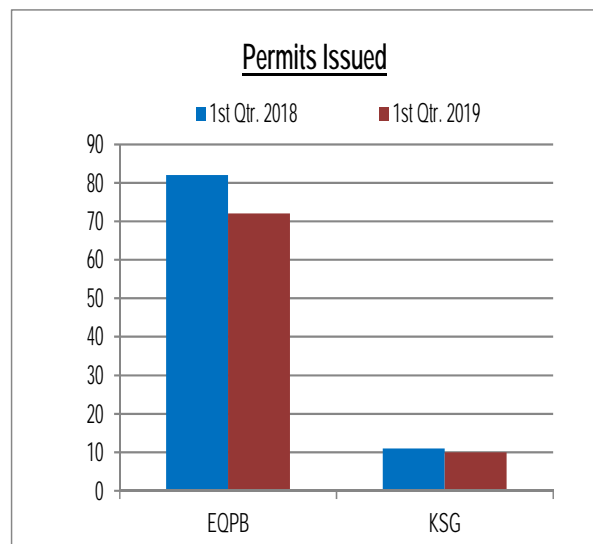
P. O. Box 6011, Melekeok, Republic of Palau 96939
 Tel. (680) 767-1269/1270 Fax. (680) 767-5642

Email: ops@palaugov.org ; Web address: <http://www.palaugov.org/budgetandplanning>

MARCH 2019 QTR KEY FIGURES-KSG

Type	Building Permits 1st Qtr 2018	Building Permits 1st Qtr 2019
Commercial	4	2
Government	0	0
Residential	7	8
Total	11	10

Source: Building & Zoning, Koror State Government



MARCH 2019 QTR KEY FIGURES-EQPB

Type	Earthmoving Permits Issued 1st Qtr 2018	Earthmoving Permits Issued 1st Qtr 2019
Commercial	20	12
Government & NGO's	19	23
Residential	43	37
Total	82	72

Source: Environmental Quality Protection Board, ROP

MARCH 2019 QTR KEY POINTS

- Building Permits issued this quarter by KSG-Building & Zoning decreased by 1 over the same period last year. A total of 10 building permits were issued this quarter with Residential building permits contributing the highest.
- Earthmoving permits issued for this quarter decreased by 10 over the same period last year. A total of 72 earthmoving permits were issued this quarter with Residential permits contributing the highest. All of the earthmoving activities in the Republic of Palau with the exception of agricultural/funeral practices require an earthmoving permit from EQPB, whereas, building permits issued by KSG-Building & Zoning are only applicable to projects in Koror State.
- There were no FIAC licenses issued this quarter.