



**Ministry of Finance  
Bureau of Budget & Planning  
Office of Planning & Statistics**

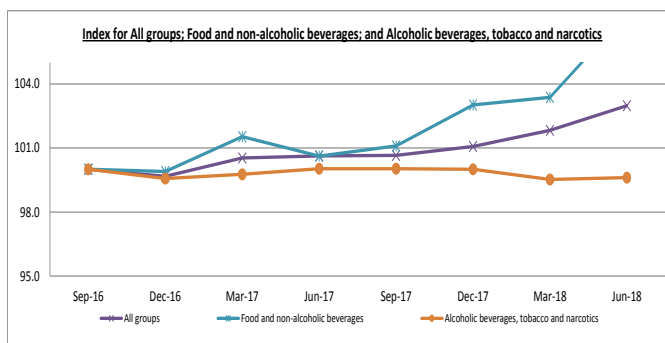
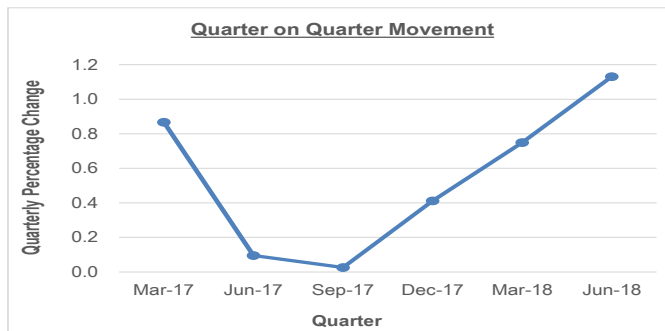
P. O. Box 6011, Melekeok, Republic of Palau 96939  
Tel. (680) 767-1269/1270 Fax. (680) 767-5642

Email: [ops@palaugov.org](mailto:ops@palaugov.org) ; Web address: <http://www.palaugov.org/budgetandplanning/>

**JUNE 2018 QTR KEY FIGURES**

Major Groups	QTR on QTR % Change	YR on YR % Change
Food & non-alcoholic beverages	3.8	6.7
Alcoholic beverages, tobacco & narcotics	0.0	-0.5
Clothing & Footwear	-0.2	2.0
Housing, water, electricity, gas, and other fuels	0.3	3.0
Furnishings, household equipment, and routine household maintenance	0.0	-1.2
Health	2.4	2.6
Transport	1.3	4.1
Communication	-1.0	-1.0
Recreation and Culture	2.1	-0.4
Education	0.0	0.0
Restaurants and Hotels	0.0	-2.8
Miscellaneous goods and services	0.9	-1.0
<b>ALL GROUPS</b>	<b>1.3</b>	<b>2.5</b>

Source: Bureau of Budget & Planning, MOF



**JUNE 2018 QTR KEY POINTS**

- All groups saw an increase of 1.3% over the last quarter. Groups that showed increases were Food & non-alcoholic beverages group at 3.8%, Health group at 2.4%, Recreation and culture group at 2.1%, Transport group at 1.3%, Miscellaneous goods and services group at 0.9%, and Housing, water, electricity, gas, and other fuels group at 0.3%. Items contributing to these increases includes the price change on rice, eggs, and gasoline. The remaining groups saw little or no change this quarter. Overall, prices remained constant with last quarter in respect to their perspective weights in the CPI basket.
- The annual change of 2.5% this quarter is a 0.7% increase of the same quarter last year. The last 12 months was largely driven by Food and non-alcoholic beverages group, Transport group, and Housing, water, electricity, gas and other fuels group at 6.7%, 4.1%, and 3.0% respectively. Items that contributed the most to these groups' change includes the price increase of frozen chicken, utilities, and fuels. On the other hand, Restaurants and hotel, Communication, and Furnishings, household equipment, and household maintenance group saw a slight decrease of 2.8%, 1.2% and 1.0% respectively. Mainly due to the price change of restaurant takeout's and house appliances. The remaining groups saw little or no annual price change this quarter.



**Ministry of Finance  
Bureau of Budget & Planning  
Office of Planning & Statistics**

P. O. Box 6011, Melekeok, Republic of Palau 96939  
Tel. (680) 767-1269/1270 Fax. (680) 767-5642

Email: [ops@palaugov.org](mailto:ops@palaugov.org) ; Web address: <http://www.palaugov.org/budgetandplanning>

**JUNE 2018 QTR KEY FIGURES**

Imports	Total FOB Value 2nd Qtr 2017	Total FOB Value 2nd Qtr 2018	% Change
Live Animals; animal products	2,235,168	2,576,792	15.3
Vegetable products	1,747,131	1,609,647	-7.9
Prepared foodstuffs, beverages, spirits & tobacco	5,084,957	5,452,386	7.2
Mineral products	6,615,981	6,529,720	-1.3
Chemicals and allied products	2,498,395	2,462,224	-1.4
Articles of stone, plaster, cement, glass & ceramic products	709,705	517,675	-27.1
Base metals & articles thereof	3,851,274	2,573,841	-33.2
Machinery & mechanical & electrical appliances & parts	6,373,541	5,662,086	-11.2
Vehicles, aircraft & associated transport equipment	3,052,920	2,508,032	-17.8
Miscellaneous manufactured articles	2,143,044	1,828,089	-14.7
Other Imports	5,421,764	6,254,173	15.4
<b>Total</b>	<b>39,733,881</b>	<b>37,974,667</b>	<b>-4.4</b>

Source: Bureau of Customs & Border Protection, MOF and Bureau of Budget & Planning, MOF

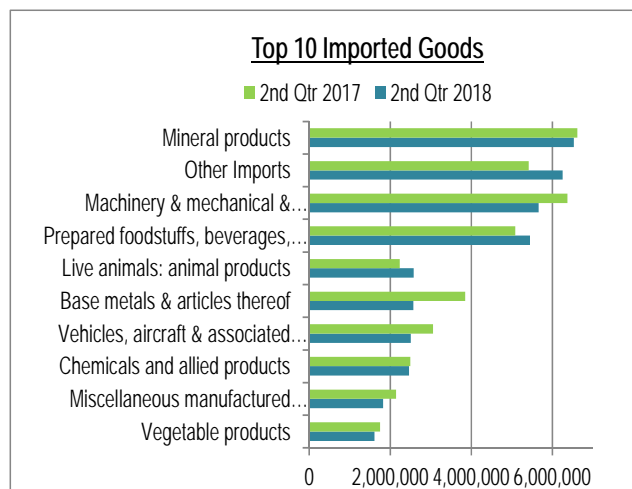
**Ocean Cargo Carriers' Inbound Containers**

Type	Total Containers 2nd Qtr 2017	Total Containers 2nd Qtr 2018	% Change
20'D	459	467	1.7
40'D	258	234	-9.3
20'R	33	31	-6.1
40'R	35	49	40.0
<b>Total</b>	<b>785</b>	<b>781</b>	<b>-0.5</b>

Source: Division of Marine Transportation, BCD, MPIIC

**JUNE 2018 QTR KEY POINTS**

- Overall, total imports declined by 4% over the same period last year.
- Live Animals; animal products group showed an increase of 15% due to imports of eggs, honey, and frozen meat.
- Other imports group also saw an increase of 15% mainly driven by imports of man-made staple fibers, textile materials, carpets, textile floor coverings, woven fabrics, cotton, and articles made of feathers.
- Base metals and articles thereof showed a decline of 33%. Imports of iron, steel, aluminum and cutlery instruments contributed to last year's high number.
- Articles of stone, plaster, cement, glass and ceramic products saw a decline of 27%. Imports of cement, stone, asbestos and glassware products contributed to last year's high number.
- Other imports include Animal or vegetable oils & fats, Arms and ammunition, parts & accessories thereof, Footwear, headgear, umbrellas & parts thereof, Pearls, precious & semi-precious stones & metals, Photographic & optical, medical & surgical goods & clocks/watches & musical instruments, Plastic, rubber & articles thereof, Raw hides, skins, leather articles & travel goods, Textiles & textile articles, Wood pulp, paper & paperboard & articles thereof, Wood, cork & articles thereof & plaiting material, and Works of art, collectors pieces & antiques.
- The table on the top right corner shows the number of inbound containers by size and type. The overall number declined by about 1% over the same quarter last year.



For more information contact Office of Planning & Statistics at 767-1269/1270 or Email to [ops@palaugov.org](mailto:ops@palaugov.org)



**Ministry of Finance  
Bureau of Budget & Planning  
Office of Planning & Statistics**

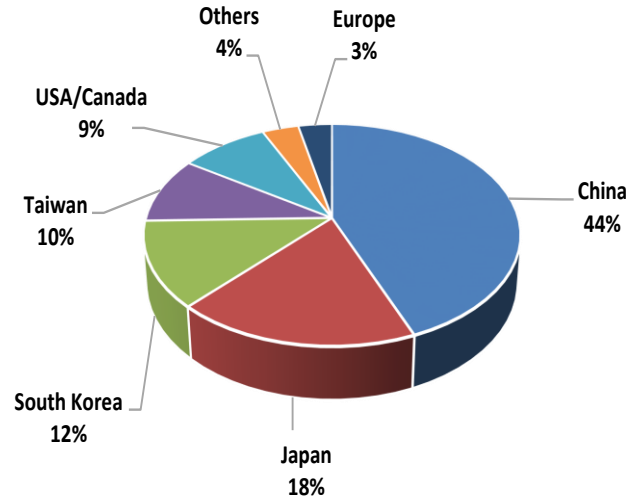
P. O. Box 6011, Melekeok, Republic of Palau 96939  
Tel. (680) 767-1269/1270 Fax. (680) 767-5642

Email: [ops@palaugov.org](mailto:ops@palaugov.org); Web address: <http://www.palaugov.pw/budgetandplanning>

**JUNE 2018 QTR KEY FIGURES**

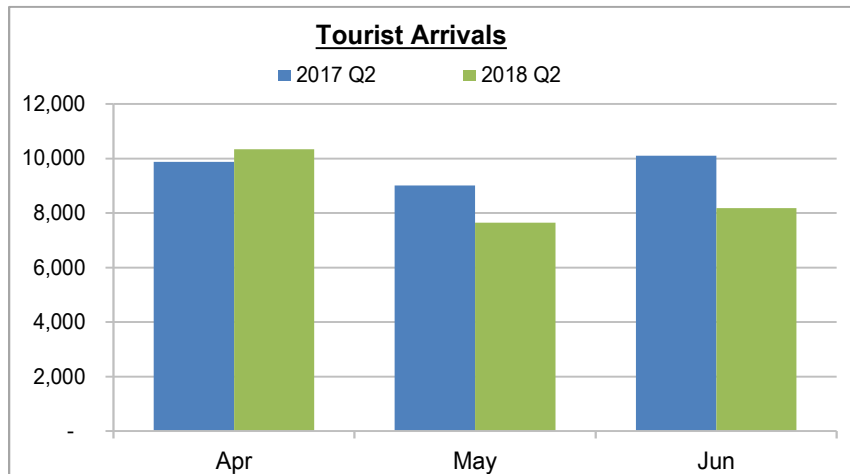
Country	Visitor Arrivals 2nd Qtr 2017	Visitor Arrivals 2nd Qtr 2018	% Change
China	13,633	11,463	-15.9%
Japan	5,595	4,768	-14.8%
South Korea	3,097	3,285	6.1%
Taiwan	2,471	2,525	2.2%
USA/Canada	2,192	2,300	4.9%
Others	1,070	946	-11.6%
Europe	946	877	-7.2%
<b>Total</b>	<b>29,003</b>	<b>26,164</b>	<b>-9.8%</b>

**Market Percentage Share**



Source: Bureau of Immigration and Labor, MOJ, Republic of Palau

**Tourist Arrivals**



**JUNE 2018 QTR KEY POINTS**

- The total number of visitors this quarter was 26,164, a decrease of 2,839; -9.8% compared to the same quarter last year.
- PRC China, which was the leading market amongst other countries for the past year, saw a decline of 2,170; about -15.9% over the same quarter last year.
- South Korea saw an increase of 187; about 6.1% over the same quarter last year.
- Japan saw a significant decline of 827; about -14.8% compared to the same quarter last year.
- USA/Canada saw an increase of 108 visitors; about 4.9% compared to the same quarter last year.



**Ministry of Finance**  
**Bureau of Budget & Planning**  
**Office of Planning & Statistics**

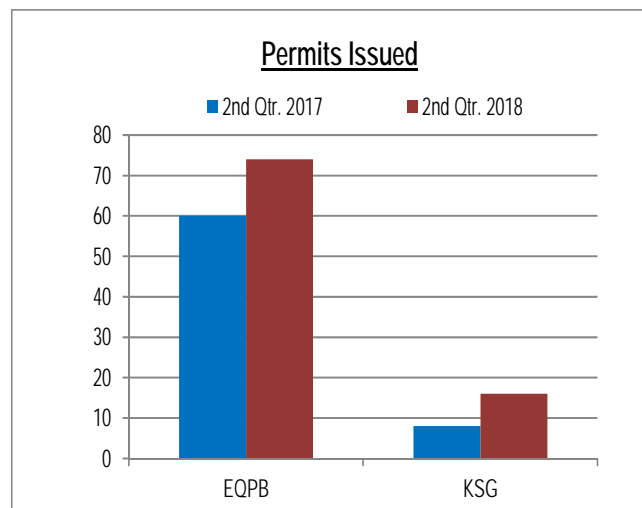
P. O. Box 6011, Melekeok, Republic of Palau 96939  
 Tel. (680) 767-1269/1270 Fax. (680) 767-5642

Email: [ops@palaugov.org](mailto:ops@palaugov.org) ; Web address: <http://www.palaugov.org/budgetandplanning>

**JUNE 2018 QTR KEY FIGURES-KSG**

Industry	Building Permits 2 <sup>nd</sup> Qtr 2017	Building Permits 2 <sup>nd</sup> Qtr 2018
Commercial	3	1
Government	1	0
Residential	4	15
<b>Total</b>	<b>8</b>	<b>16</b>

Source: Building & Zoning, Koror State Government



**JUNE 2018 QTR KEY FIGURES-EQPB**

Type	Earthmoving Permits Issued 2 <sup>nd</sup> Qtr 2017	Earthmoving Permits Issued 2 <sup>nd</sup> Qtr 2018
Commercial	14	10
Government	21	14
Residential	25	50
<b>Total</b>	<b>60</b>	<b>74</b>

Source: Environmental Quality Protection Board, ROP

**JUNE 2018 QTR KEY POINTS**

- Building Permits issued this quarter by KSG-Building & Zoning increased by 8 over the same period last year. A total of 16 building permits were issued this quarter with Residential building permits contributing the highest.
- Earthmoving permits issued for this quarter increased by 14 over the same period last year. A total of 74 earthmoving permits were issued this quarter with Residential permits contributing the highest. All of the earthmoving activities in the Republic of Palau with the exception of agricultural/funeral practices require an earthmoving permit from EQPB, whereas, building permits issued by KSG-Building & Zoning are only applicable to projects in Koror State.
- There were no FIAC licenses issued this quarter.