



**Ministry of Finance
Bureau of Budget & Planning
Office of Planning & Statistics**

P. O. Box 6011, Melekeok, Republic of Palau 96939
Tel. (680) 767-1269/1270 Fax. (680) 767-5642

Email: ops@palaugov.org; Web address: <http://www.palaugov.org/budgetandplanning/>

MARCH 2018 QTR KEY FIGURES

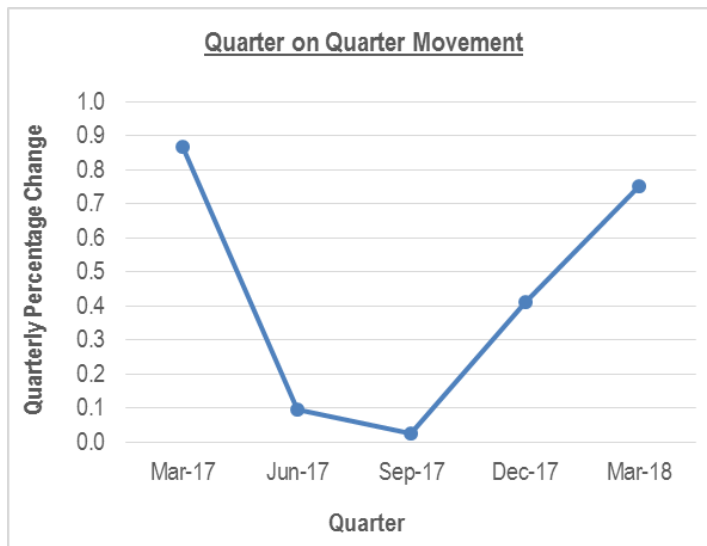
Major Groups	QTR on QTR % Change	YR on YR % Change
Food and non-alcoholic beverages	0.3	1.8
Alcoholic beverages, tobacco and narcotics	-0.5	-0.2
Clothing & footwear	1.5	2.4
Housing, water, electricity, gas and other fuels	2.7	2.9
Furnishings, household equipment and routine household maintenance	-1.3	-1.9
Health	0.2	0.2
Transport	4.0	4.1
Communication	0.1	0.1
Recreation and culture	-1.9	-0.3
Education	0.0	0.0
Restaurants and hotels	-2.8	-2.8
Miscellaneous goods and services	-3.4	-2.7
ALL GROUPS	0.7	1.3

Source: Bureau of Budget & Planning, MOF

MARCH 2018 QTR KEY POINTS

- All groups saw a slight increase of 0.7% over the last quarter. Groups that showed positive price changes include the Food and non-alcoholic beverages group, Clothing and footwear group, Housing, water, electricity, gas and other fuels group, Health group, Transport group, and Communication group. These changes were mainly due to price increases in meat and dairy products, utilities, space rentals and fuel products.

- The annual increase of 1.3% for the last 12 months was largely due to the Food and non-alcoholic beverages group, Housing, water, electricity, gas and other fuels group, and Transport group. Items that contributed the most to these groups' increases include utilities and fuel products. Other factors contributing to these increases from the Food and non-alcoholic beverages group include frozen chicken, fruits and vegetables.





**Ministry of Finance
Bureau of Budget & Planning
Office of Planning & Statistics**

P. O. Box 6011, Melekeok, Republic of Palau 96939
Tel. (680) 767-1269/1270 Fax. (680) 767-5642

Email: ops@palaugov.org ; Web address: <http://www.palaugov.org/budgetandplanning>

MARCH 2018 QTR KEY FIGURES

Imports	Total FOB Value 1st Qtr 2017	Total FOB Value 1st Qtr 2018	% Change
Live Animals; animal products	1,984,789	1,964,846	-1.0
Vegetable products	1,495,431	1,628,180	8.9
Prepared foodstuffs, beverages, spirits & tobacco	5,002,121	4,817,649	-3.7
Mineral products	7,447,186	9,318,646	25.1
Chemicals and allied products	2,011,842	2,592,722	28.9
Articles of stone, plaster, cement, glass & ceramic products	254,590	369,376	45.1
Base metals & articles thereof	2,131,356	1,428,280	-33.0
Machinery & mechanical & electrical appliances & parts	6,372,007	3,614,411	-43.3
Vehicles, aircraft & associated transport equipment	3,260,278	3,089,204	-5.2
Miscellaneous manufactured articles	872,466	1,179,368	35.2
Other Imports	5,576,946	4,889,171	-12.3
Total	36,409,011	34,891,853	-4.2

Source: Bureau of Customs & Border Protection, MOF and Bureau of Budget & Planning, MOF

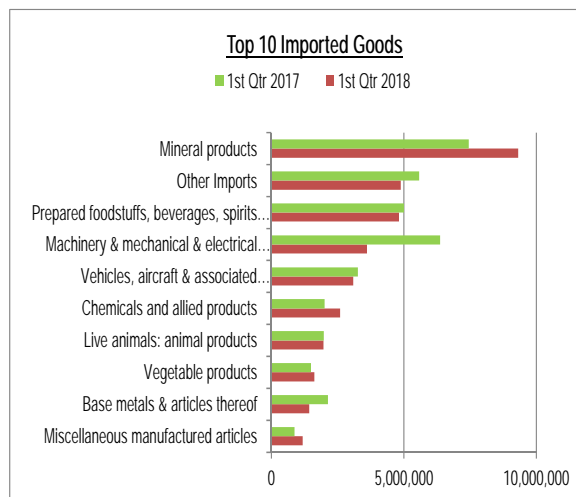
Ocean Cargo Carriers' Inbound Containers

Type	Total Containers 1st Qtr 2017	Total Containers 1st Qtr 2018	% Change
20'D	409	389	-4.9
40'D	225	176	-21.8
20'R	94	28	-70.2
40'R	33	34	3.0
Total	761	627	-17.6

Source: Division of Marine Transportation, MPIIC

MARCH 2018 QTR KEY POINTS

- Overall, total imports declined by 4% over the same period last year.
- Articles of stone, plaster, cement, glass & ceramic products group saw an increase of 45% likely driven by the ongoing infrastructure projects. Imports of stone, plaster, cement, asbestos and mica contributed to this increase.
- Miscellaneous manufactured articles group showed an increase of 35% due to imports of mattresses, beddings, lamps, and prefabricated buildings.
- Mineral products saw an increase of 25% mainly driven by the increased volume of fuel import.
- Machinery & mechanical & electrical appliances & parts group saw a decline of 43%. Last year's high number was mostly driven by the imports of electrical machinery, sound recorders & reproducers, nuclear reactors, boilers and mechanical appliances.
- Base metals & articles thereof also showed a decline of 33%. Imports of iron, steel, aluminum, and cutlery instruments contributed to last year's high number.
- Other imports include Animal or vegetable oils & fats, Arms and ammunition, parts & accessories thereof, Footwear, headgear, umbrellas & parts thereof, Pearls, precious & semi-precious stones & metals, Photographic & optical, medical & surgical goods & clocks/watches & musical instruments, Plastic, rubber & articles thereof, Raw hides, skins, leather articles & travel goods, Textiles & textile articles, Wood pulp, paper & paperboard & articles thereof, Wood, cork & articles thereof & plaiting material, and Works of art, collectors pieces & antiques.
- The table on the top right corner shows the number of inbound containers by size and type. The overall number declined by about 18% over the same quarter last year.



For more information contact Office of Planning & Statistics at 767-1269/1270 or Email to ops@palaugov.org



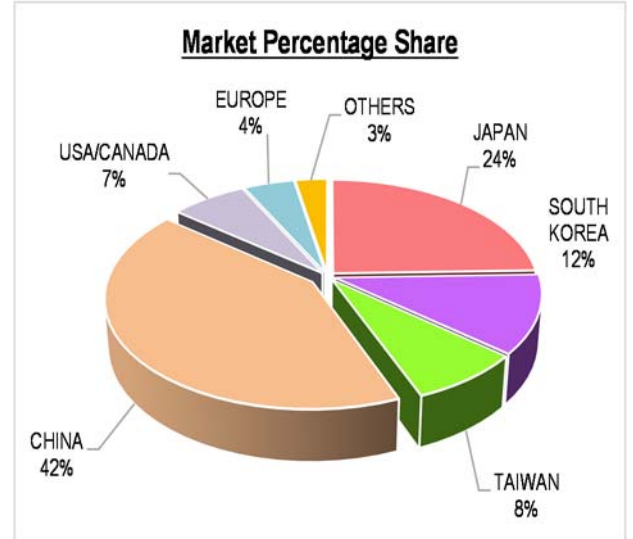
**Ministry of Finance
Bureau of Budget & Planning
Office of Planning & Statistics**

P. O. Box 6011, Melekeok, Republic of Palau 96939
Tel. (680) 767-1269/1270 Fax. (680) 767-5642

Email: ops@palaugov.org; Web address: <http://www.palaugov.pw/budgetandplanning>

MARCH 2018 QTR KEY FIGURES

Country	Visitor Arrivals 1st Qtr 2017	Visitor Arrivals 1st Qtr 2018	% Change
Japan	7,490	8,321	11.1
South Korea	3,298	3,924	19.0
Taiwan	2,266	2,645	16.7
China	12,787	14,196	11.0
USA/ Canada	2,117	2,317	9.4
Europe	1,591	1542	-3.1
Others	1,016	932	-5.3
Total	30,565	33,907	10.9



Source: Bureau of Immigration and Labor, MOJ, Republic of Palau



MARCH 2018 QTR KEY POINTS

- The total number of visitors this quarter was 33,907, an increase of 3,342; about 10.9% compared to the same quarter last year.
- Inbound visitors from Japan, South Korea, Taiwan, China, and USA/Canada increased over the same period last year.
- PRC China showed the largest increase of more than 1,409 visitors; about 11.0% over the same quarter last year.
- Other visitors declined by 54 or about 5.3% over the same quarter last year. Last year's high number was driven by Singapore, Australia and F.S.M visitors.

For more information contact Office of Planning & Statistics at 767-1269/1270 or Email to ops@palaugov.org



Ministry of Finance
Bureau of Budget & Planning
Office of Planning & Statistics

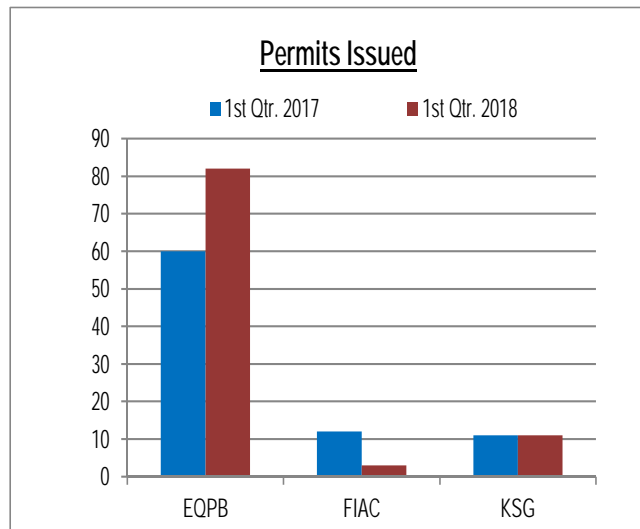
P. O. Box 6011, Melekeok, Republic of Palau 96939
Tel. (680) 767-1269/1270 Fax. (680) 767-5642

Email: ops@palaugov.org ; Web address: <http://www.palaugov.org/budgetandplanning>

MARCH 2018 QTR KEY FIGURES-FIAC

Industry	FIAC Issued 1 st Qtr 2017	FIAC Issued 1 st Qtr 2018
Wholesale and retail trade; repair of motor vehicles	1	0
Transportation and storage	1	0
Accommodation and food service activities	7	2
Financial and insurance activities	1	0
Professional, scientific and technical activities	2	1
Total	12	3

Source: Foreign Investment Board, ROP



MARCH 2018 QTR KEY FIGURES-KSG

Type	Building Permits 1 st Qtr 2017	Building Permits 1 st Qtr 2018
Commercial	3	4
Government	3	0
Residential	5	7
Total	11	11

Source: Building & Zoning, Koror State Government

MARCH 2018 QTR KEY FIGURES-EQPB

Type	Earthmoving Permits Issued 1 st Qtr 2017	Earthmoving Permits Issued 1 st Qtr 2018
Commercial	14	20
Government	21	19
Residential	25	43
Total	60	82

Source: Environmental Quality Protection Board, ROP

MARCH 2018 QTR KEY POINTS

- Overall, FIAC licenses issued this quarter declined by 9 compared to the same quarter last year. A total of 3 new licenses were issued this quarter with Accommodation and Food Service activities contributing the highest. Licenses issued for this industry were for hotel development.
- Building Permits issued this quarter by KSG-Building & Zoning saw no change to the same period last year. A total of 11 building permits were issued this quarter with Residential building permits contributing the highest.
- Earthmoving permits issued for this quarter increased by 22 over the same period last year. A total of 82 earthmoving permits were issued this quarter with Residential permits contributing the highest. All of the earthmoving activities in the Republic of Palau with the exception of agricultural/funeral practices require an earthmoving permit from EQPB, whereas, building permits issued by KSG-Building & Zoning are only applicable to projects in Koror State.