



**Ministry of Finance
Bureau of Budget & Planning
Office of Planning & Statistics**

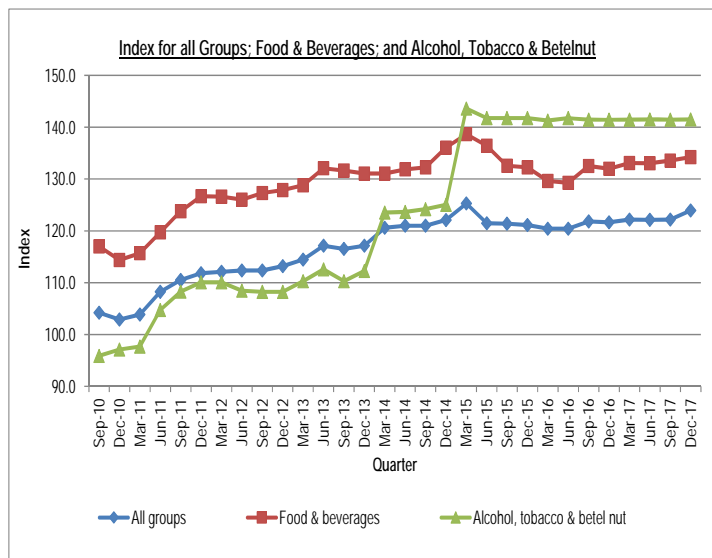
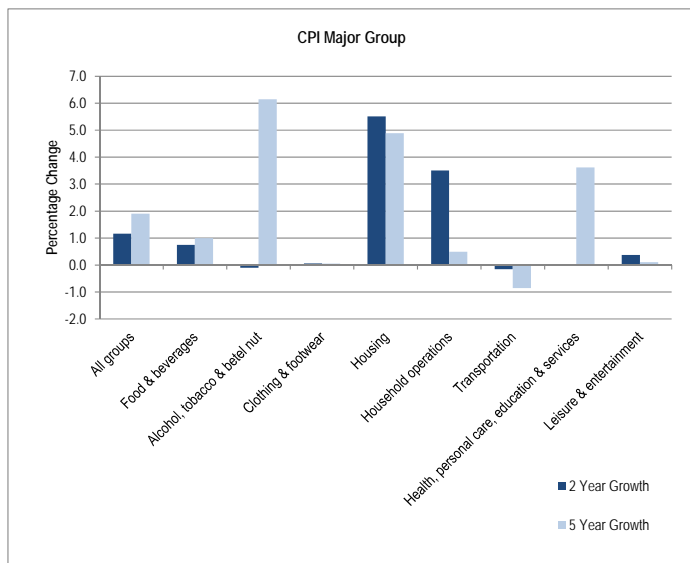
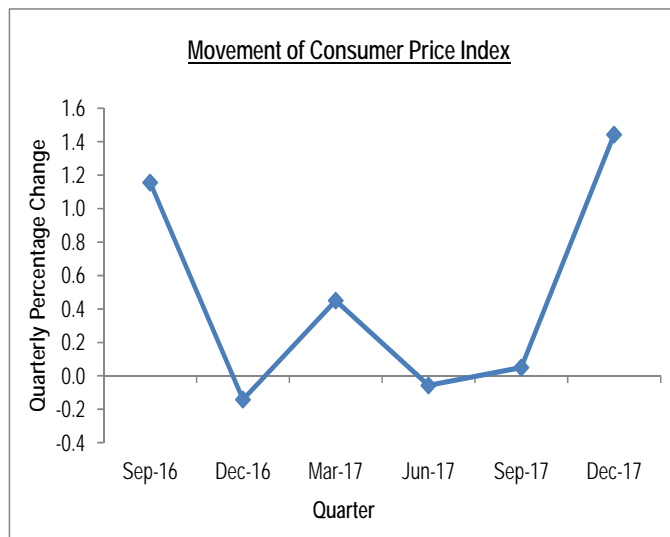
P. O. Box 6011, Melekeok, Republic of Palau 96939
Tel. (680) 767-1269/1270 Fax. (680) 767-5642

Email: ops@palau.gov.org ; Web address: <http://www.palau.gov.org/budgetandplanning/>

DECEMBER 2017 QTR KEY FIGURES

Major Groups	QTR on QTR % Change	YR on YR % Change
Food & Beverage	0.5	1.7
Alcohol, tobacco & betel nut	0.0	0.0
Clothing & Footwear	0.0	-7.4
Housing	1.7	3.9
Household Operations	6.5	6.7
Transportation	0.0	1.3
Health, Personal care, Education & Services	0.4	-1.6
Leisure & Entertainments	0.8	2.3
ALL GROUPS	1.4	1.9

Source: Bureau of Budget & Planning, MOF



DECEMBER 2017 QTR KEY POINTS

- All groups saw an increase of 1.4% over the last quarter. Two groups that showed a significant increase were Household Operations group and Housing group at 6.5% and 1.7% respectively. Items that contributed the most to these increases include the price change in utilities and household appliances & furniture. The remaining groups saw little or no change this quarter.
- The annual increase of 1.9% for the last 12 months was largely driven by Household Operations group, Housing group and Leisure & Entertainments group which saw an increase of 6.7%, 3.9% and 2.3% respectively. Items that contributed the most to these groups' increase include utilities, household appliances & furniture, household maintenance, and fuel. On the other hand, Clothing & Footwear group and Health, Personal care, Education & Services group both saw a significant decrease of -7.4% and -1.6% respectively; mainly due to price change of T-shirts and notebooks.



**Ministry of Finance
Bureau of Budget & Planning
Office of Planning & Statistics**

P. O. Box 6011, Melekeok, Republic of Palau 96939
Tel. (680) 767-1269/1270 Fax. (680) 767-5642

Email: ops@palaugov.org ; Web address: <http://www.palaugov.org/budgetandplanning>

DECEMBER 2017 QTR KEY FIGURES

Imports	Total FOB Value 4 th Qtr 2016	Total FOB Value 4 th Qtr 2017	% Change
Live Animals; animal products	2,539,826	2,969,660	16.9
Vegetable products	1,557,460	1,725,358	10.8
Prepared foodstuffs, beverages, spirits & tobacco	5,588,250	5,552,327	-0.6
Mineral products	7,200,499	9,414,042	30.7
Chemicals and allied products	1,959,969	3,016,268	53.9
Articles of stone, plaster, cement, glass & ceramic products	309,894	385,905	24.5
Base metals & articles thereof	1,669,896	2,231,342	33.6
Machinery & mechanical & electrical appliances & parts	6,549,853	5,874,278	-10.3
Vehicles, aircraft & associated transport equipment	2,498,278	2,424,629	-2.9
Miscellaneous manufactured articles	1,600,259	1,580,844	-1.2
Other Imports	7,089,057	5,086,453	-28.2
Total	38,563,241	40,261,106	4.4

Source: Bureau of Customs & Border Protection, MOF and Bureau of Budget & Planning, MOF

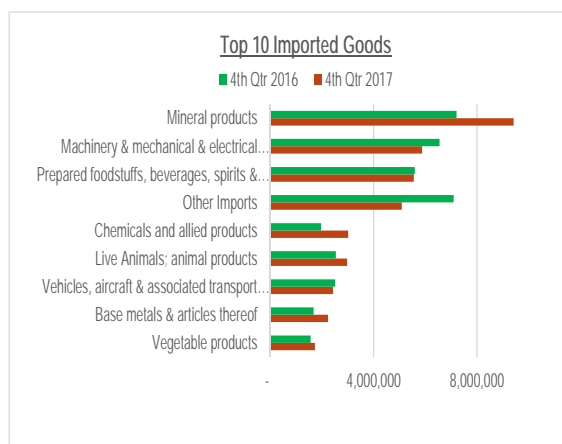
Ocean Cargo Carriers' Inbound Containers

Type	Total Containers 4 th Qtr 2016	Total Containers 4 th Qtr 2017	% Change
20'D	427	402	-5.9
40'D	241	232	-3.7
20'R	38	29	-23.7
40'R	41	50	22.0
Total	747	713	-4.6

Source: Division of Marine Transportation, MPIIC

DECEMBER 2017 QTR KEY POINTS

- Overall, total imports increased by 4% over the same period last year.
- Chemicals and allied products group, which includes essential oils, soap, organic surface active agents and inorganic chemicals saw a significant increase of about 54% largely due to import of perfumes, cosmetic products, soaps, candles and dental waxes.
- Base metals & articles thereof group trailed with about 34% increase due to imports of iron, steel, metals and other related construction materials.
- Machinery & mechanical & electrical appliances & parts group saw a decline of 10%. Last year's high number was mainly driven by the imports of electrical machinery, sound recorders & reproducers, nuclear reactors, boilers and mechanical appliances.
- Other imports include Animal or vegetable oils & fats, Arms and ammunition, parts & accessories thereof, Footwear, headgear, umbrellas & parts thereof, Pearls, precious & semi-precious stones & metals, Photographic & optical, medical & surgical goods & clocks/watches & musical instruments, Plastic, rubber & articles thereof, Raw hides, skins, leather articles & travel goods, Textiles & textile articles, Wood pulp, paper & paperboard & articles thereof, Wood, cork & articles thereof & plaiting material, and Works of art, collectors pieces & antiques.
- The table on the top right corner shows the number of inbound containers by size and type. The overall number declined by about 5% over the same quarter last year.





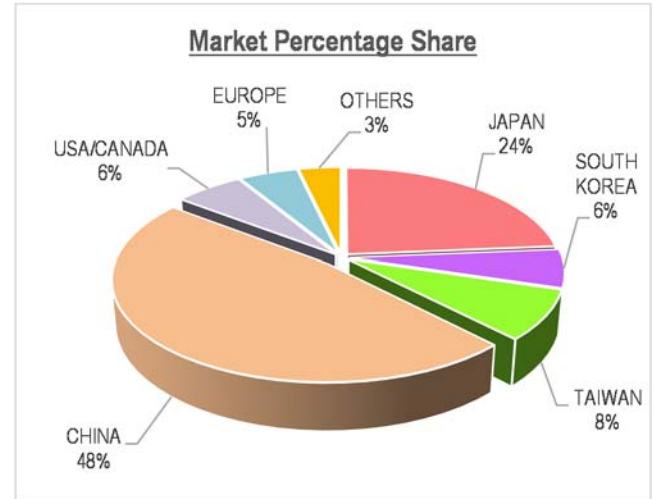
**Ministry of Finance
Bureau of Budget & Planning
Office of Planning & Statistics**

P. O. Box 6011, Melekeok, Republic of Palau 96939
Tel. (680) 767-1269/1270 Fax. (680) 767-5642

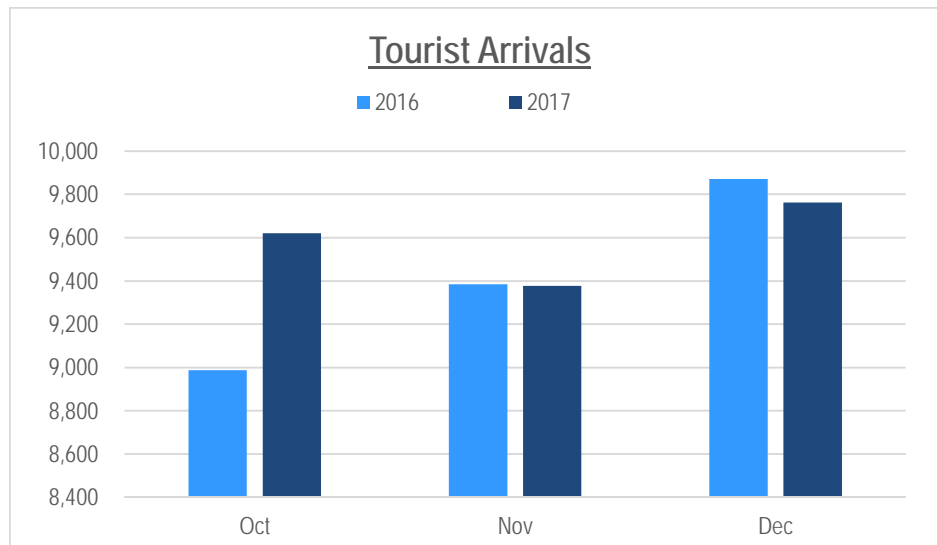
Email: ops@palaugov.org ; Web address: <http://www.palaugov.pw/budgetandplanning>

DECEMBER 2017 QTR KEY FIGURES

Country	Visitor Arrivals 4th Qtr 2016	Visitor Arrivals 4th Qtr 2017	% Change
Japan	6,607	6,810	3.1
South Korea	3,312	1,735	-47.6
Taiwan	1,955	2,296	17.4
China	11,337	13,712	20.9
USA/ Canada	2,191	1,706	-22.1
Europe	1,770	1,461	-17.5
Others	1,072	1,042	-2.8
Total	28,244	28,762	1.8



Source: Bureau of Immigration and Labor, MOJ, Republic of Palau



DECEMBER 2017 QTR KEY POINTS

- The total number of visitors this quarter was 28,762, an increase of 518; about 1.8% compared to the same quarter last year.
- Inbound visitors from Japan, Taiwan, and China increased over the same period last year.
- PRC China showed the largest increase of more than 2,000 visitors; about 20.9% over the same quarter last year.
- On the hand, South Korea's visitors declined by approximately 1,500 or about 47.6% over the same quarter last year.



Ministry of Finance
Bureau of Budget & Planning
Office of Planning & Statistics

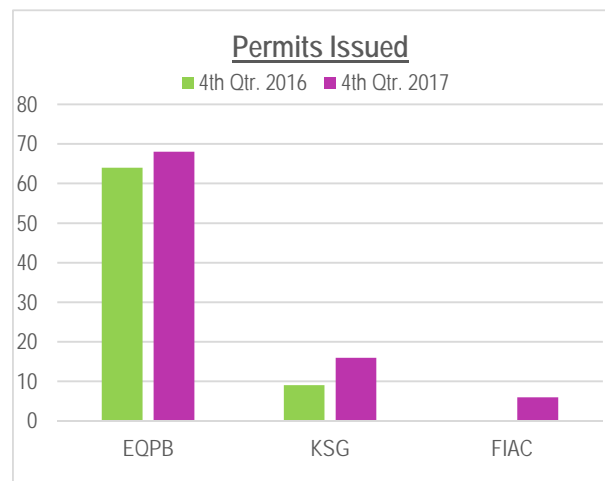
P. O. Box 6011, Melekeok, Republic of Palau 96939
 Tel. (680) 767-1269/1270 Fax. (680) 767-5642

Email: ops@palaugov.org ; Web address: <http://www.palaugov.org/budgetandplanning>

DECEMBER 2017 QTR KEY FIGURES-FIAC

Industry	FIAC Issued 4 th Qtr 2016	FIAC Issued 4 th Qtr 2017
Mining and quarrying	-	1
Construction	-	3
Accommodation and food service activities	-	1
Professional, scientific and technical activities	-	1
Total	0	6

Source: Foreign Investment Board, ROP



DECEMBER 2017 QTR KEY FIGURES-KSG

Type	Building Permits 4 th Qtr 2016	Building Permits 4 th Qtr 2017
Commercial	1	3
Government	1	1
Residential	7	12
Total	9	16

Source: Building & Zoning, Koror State Government

DECEMBER 2017 QTR KEY FIGURES-EQPB

Type	Earthmoving Permits Issued 4 th Qtr 2016	Earthmoving Permits Issued 4 th Qtr 2017
Commercial	17	13
Government	21	18
Residential	26	37
Total	64	68

Source: Environmental Quality Protection Board, ROP

DECEMBER 2017 QTR KEY POINTS

- Overall, there was a total of 6 FIAC licenses issued this quarter with Construction activities contributing the highest. There were no licenses issued for the same period last year.
- Building Permits issued this quarter by KSG-Building & Zoning increased by 7 over the same period last year. A total of 16 building permits were issued this quarter with Residential building permits contributing the highest.
- Earthmoving permits issued for this quarter increased by 4 over the same period last year. A total of 68 earthmoving permits were issued this quarter with Residential permits contributing the highest. All of the earthmoving activities in the Republic of Palau with the exception of minor agricultural/funeral practices require an earthmoving permit from EQPB, whereas, building permits issued by KSG-Building & Zoning are only applicable to projects in Koror State.