



**Ministry of Finance  
Bureau of Budget & Planning  
Office of Planning & Statistics**

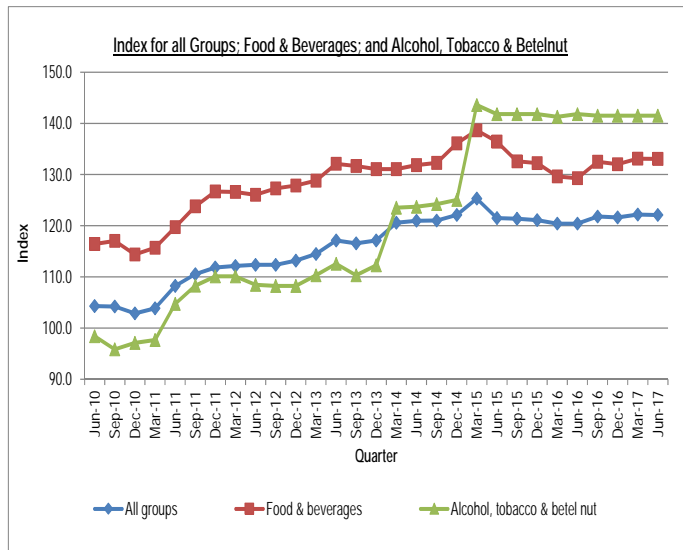
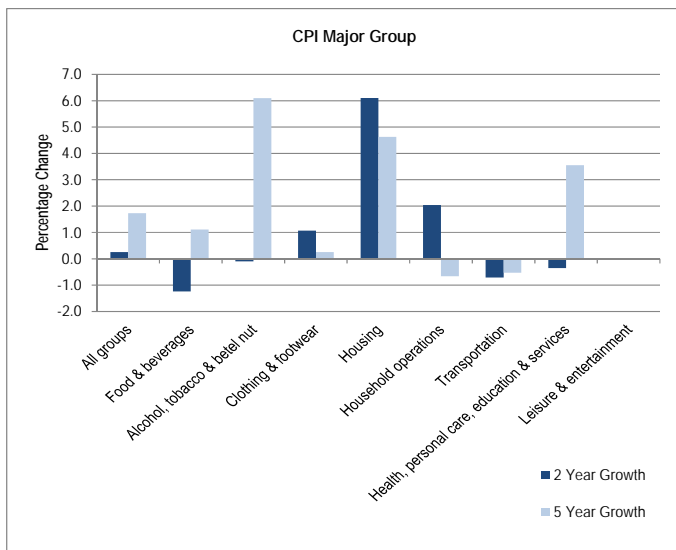
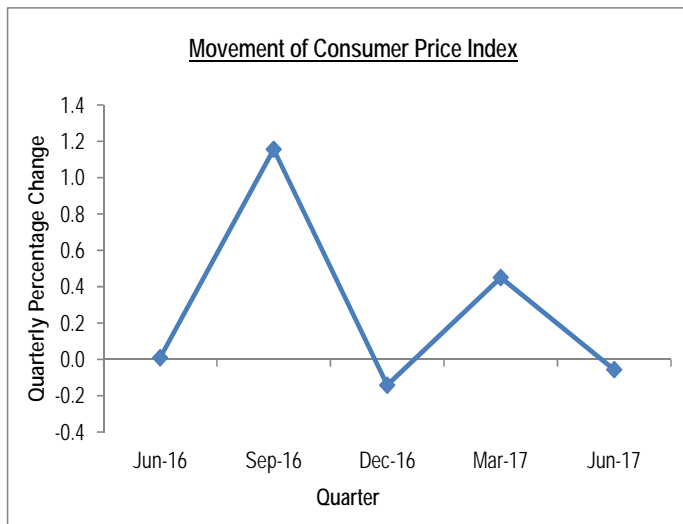
P. O. Box 6011, Melekeok, Republic of Palau 96939  
Tel. (680) 767-1269/1270 Fax. (680) 767-5642

Email: [ops@palau.gov.org](mailto:ops@palau.gov.org) ; Web address: <http://www.palau.gov.org/budgetandplanning/>

**JUNE 2017 QTR KEY FIGURES**

Major Groups	QTR on QTR % Change	YR on YR % Change
Food & Beverage	0.0	2.9
Alcohol, tobacco & betel nut	0.0	-0.2
Clothing & Footwear	0.0	0.0
Housing	-0.2	3.8
Household Operations	0.0	1.0
Transportation	1.0	1.5
Health, Personal care, Education & Services	-1.9	-0.1
Leisure & Entertainments	0.0	0.0
<b>ALL GROUPS</b>	<b>-0.1</b>	<b>1.4</b>

Source: Bureau of Budget & Planning, MOF



**JUNE 2017 QTR KEY POINTS**

- All groups saw a decrease of -0.1% over the last quarter. Groups that showed significant decrease were Health, Personal care, Education & Services, and Housing group, at -1.9% and -0.2% respectively. Items contributing to these decreases includes the price change on household maintenance and personal care. The remaining groups saw little or no change this quarter. Overall, prices remained constant with last quarter in respect to their perspective weights in the CPI basket.
- The annual increase of 1.4% for the last 12 months was largely driven by Housing group, Food & Beverages, Household Operations group and Transportation group which saw an increase of 3.8% 2.9% 1.0% and 1.5% respectively. Items that contributed the most to these groups' increase includes rent, and gasoline. Other factors for these groups' increase includes price increase of food such as frozen beef, fresh pork, noodles and sandwich, as well as household maintenance items such as concrete blocks.



**Ministry of Finance  
Bureau of Budget & Planning  
Office of Planning & Statistics**

P. O. Box 6011, Melekeok, Republic of Palau 96939  
Tel. (680) 767-1269/1270 Fax. (680) 767-5642

Email: [ops@palaugov.org](mailto:ops@palaugov.org) ; Web address: <http://www.palaugov.org/budgetandplanning>

**JUNE 2017 QTR KEY FIGURES**

Imports	Total FOB Value 2nd Qtr 2016	Total FOB Value 2nd Qtr 2017	% Change
Live Animals; animal products	2,299,110	2,231,657	-2.9
Vegetable products	1,588,746	1,747,272	10.0
Prepared foodstuffs, beverages, spirits & tobacco	5,329,146	5,104,629	-4.2
Mineral products	7,806,063	6,615,196	-15.3
Chemicals and allied products	2,653,143	2,383,363	-10.2
Articles of stone, plaster, cement, glass & ceramic products	805,149	568,144	-29.4
Base metals & articles thereof	2,272,332	3,792,280	66.9
Machinery & mechanical & electrical appliances & parts	4,372,860	6,492,633	48.5
Vehicles, aircraft & associated transport equipment	5,710,026	3,610,401	-36.8
Miscellaneous manufactured articles	1,187,232	2,146,517	80.8
Other Imports	12,166,688	6,021,656	-50.5
<b>Total</b>	<b>46,190,493</b>	<b>40,713,747</b>	<b>-11.9</b>

Source: Bureau of Customs & Border Protection, MOF and Bureau of Budget & Planning, MOF

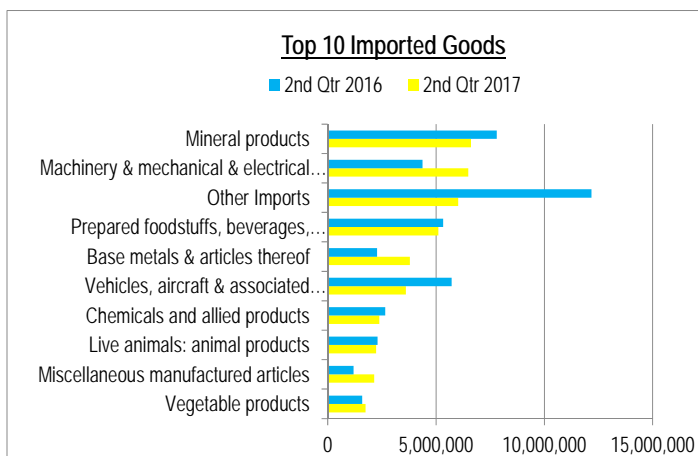
**Ocean Cargo Carriers' Inbound Containers**

Type	Total Containers 2nd Qtr 2016	Total Containers 2nd Qtr 2017	% Change
20'D	461	459	-0.4
40'D	258	258	0.0
20'R	26	33	26.9
40'R	31	35	12.9
<b>Total</b>	<b>776</b>	<b>785</b>	<b>1.2</b>

Source: Division of Marine Transportation, BCD, MPIIC

**JUNE 2017 QTR KEY POINTS**

- Overall, total imports declined by about 12% over the same period last year.
- Miscellaneous manufactured articles group showed a significant increase of about 81% due to imports of hotel furnitures and beddings.
- Base metals & articles thereof group trail with about 67% increase due to high imports of iron, steel, metals, and other construction items.
- Other imports group, which includes Photographic & optical, medical & surgical goods, saw a decline of about 51%. Imports of photographic instruments contributed to last year's high number.
- Vehicles, aircraft & associated transport equipment group, showed a decline of about 37%. Last year's high number was mainly driven by imports of cars and car parts.
- Other imports include Animal or vegetable oils & fats, Arms and ammunition, parts & accessories thereof, Footwear, headgear, umbrellas & parts thereof, Pearls, precious & semi-precious stones & metals, Photographic & optical, medical & surgical goods & clocks/watches & musical instruments, Plastic, rubber & articles thereof, Raw hides, skins, leather articles & travel goods, Textiles & textile articles, Wood pulp, paper & paperboard & articles thereof, Wood, cork & articles thereof & plaiting material, and Works of art, collectors pieces & antiques.
- The table on the top right corner shows the number of inbound containers by size and type. The overall number increased by 1% over the same quarter last year.





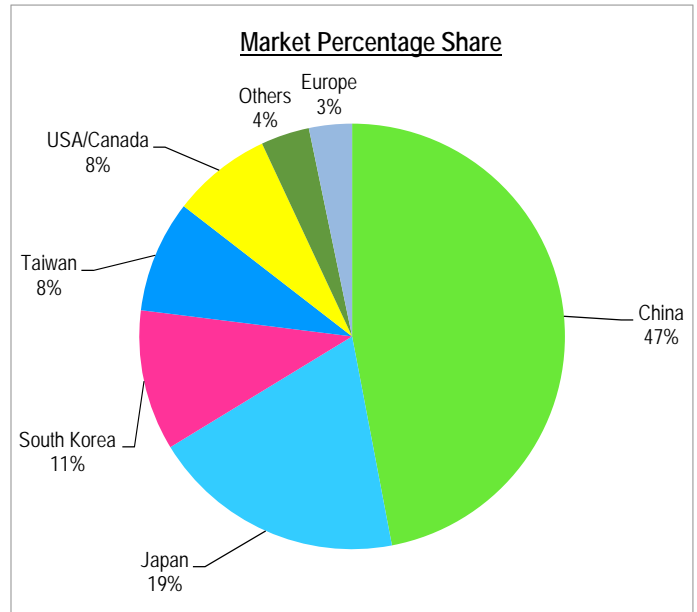
**Ministry of Finance  
Bureau of Budget & Planning  
Office of Planning & Statistics**

P. O. Box 6011, Melekeok, Republic of Palau 96939  
Tel. (680) 767-1269/1270 Fax. (680) 767-5642

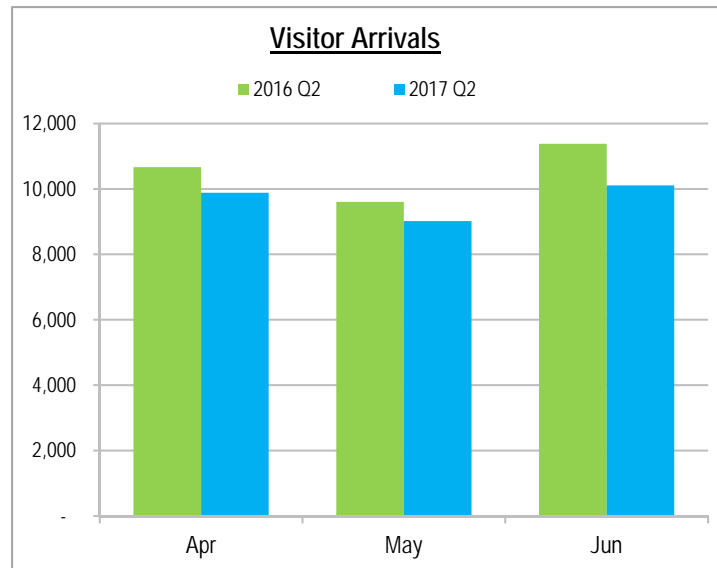
Email: [ops@palaugov.org](mailto:ops@palaugov.org) ; Web address: <http://www.palaugov.pw/budgetandplanning>

**JUNE 2017 QTR KEY FIGURES**

Country	Visitor Arrivals 2ndQtr 2016	Visitor Arrivals 2ndQtr 2017	% Change
China	15,983	13,633	-14.7%
Japan	4,922	5,595	13.7%
South Korea	2,669	3,098	16.1%
Taiwan	3,800	2,471	-35.0%
USA/ Canada	2,135	2,192	2.7%
Others	1,255	1,073	-14.5%
Europe	885	946	6.9%
<b>Total</b>	<b>31,649</b>	<b>29,008</b>	<b>-8.3%</b>



Source: Bureau of Immigration and Labor, MOJ, Republic of Palau



**JUNE 2016 QTR KEY POINTS**

- The total number of visitors this quarter was 29,008, a decrease of 2,641; -8.3% compared to the same quarter last year.
- PRC China, which was the leading market amongst other countries for the past year, saw a decline of 2,350; about -15% over the same quarter last year.
- South Korea saw an increase of 429; about 16% over the same quarter last year.
- Taiwan saw a significant decline of 1,329; about -35% compared to the same quarter last year.
- Japan saw an increase of 673 visitors; about 14% compared to the same quarter last year.



**Ministry of Finance  
Bureau of Budget & Planning  
Office of Planning & Statistics**

P. O. Box 6011, Melekeok, Republic of Palau 96939

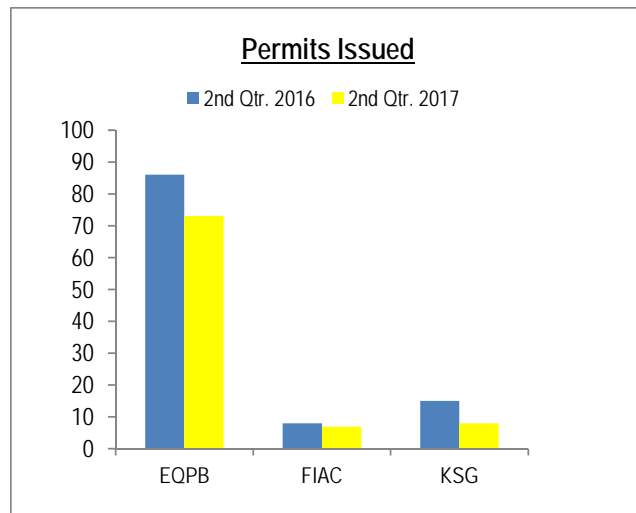
Tel. (680) 767-1269/1270 Fax. (680) 767-5642

Email: [ops@palaugov.org](mailto:ops@palaugov.org) ; Web address: <http://www.palaugov.org/budgetandplanning>

**JUNE 2017 QTR KEY FIGURES-FIAC**

Industry	FIAC Issued 2 <sup>nd</sup> Qtr 2016	FIAC Issued 2 <sup>nd</sup> Qtr 2017
Agriculture and forestry	1	-
Manufacturing	-	2
Transportation and storage	-	1
Accommodation and food service activities	5	2
Real estate activities	-	1
Professional, scientific and technical activities	1	1
Activities of households as employers; undifferentiated goods and services	1	-
<b>Total</b>	<b>8</b>	<b>7</b>

Source: Foreign Investment Board, ROP



**JUNE 2017 QTR KEY FIGURES-KSG**

Type	Building Permits 2 <sup>nd</sup> Qtr 2016	Building Permits 2 <sup>nd</sup> Qtr 2017
Commercial	5	3
Government	1	1
Residential	9	4
<b>Total</b>	<b>15</b>	<b>8</b>

Source: Building & Zoning, Koror State Government

**JUNE 2017 QTR KEY POINTS**

- Overall, FIAC licenses issued this quarter declined by 1 compared to the same quarter last year. A total of 7 new licenses were issued this quarter with Manufacturing and Accommodation and Food Service Activities contributing the highest.
- Building Permits issued this quarter by KSG-Building & Zoning declined by 7 over the same period last year. A total of 8 building permits were issued this quarter with Residential building permits contributing the highest.
- Earthmoving permits issued for this quarter declined by 13 over the same period last year. A total of 73 earthmoving permits were issued this quarter with residential permits contributing the highest. 2 out of the 39 residential permits were for mangrove crab farm and chicken coop establishments. All of the earthmoving activities in the Republic of Palau with the exception of minor agricultural/funeral practices require an earthmoving permit from EQPB, whereas, building permits issued by KSG-Building & Zoning are only applicable to projects in Koror State.

**JUNE 2017 QTR KEY FIGURES-EQPB**

Type	Earthmoving Permits Issued 2 <sup>nd</sup> Qtr 2016	Earthmoving Permits Issued 2 <sup>nd</sup> Qtr 2017
Commercial	15	24
Government	30	10
Residential	41	39
<b>Total</b>	<b>86</b>	<b>73</b>

Source: Environmental Quality Protection Board, ROP