



**Ministry of Finance
Bureau of Budget & Planning
Office of Planning & Statistics**

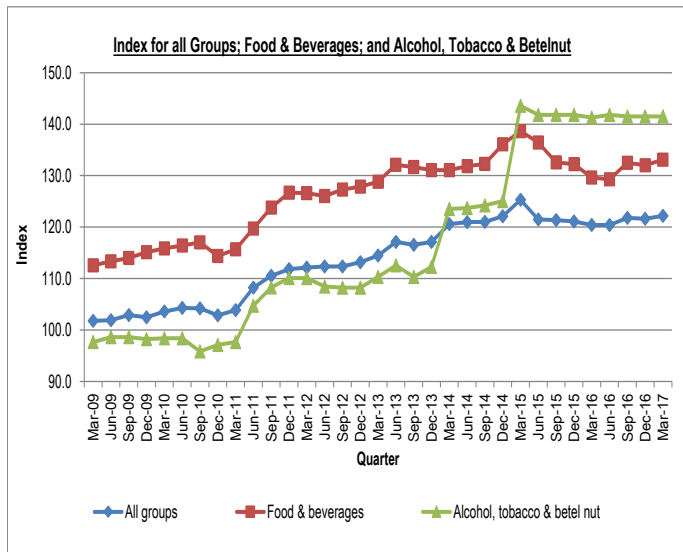
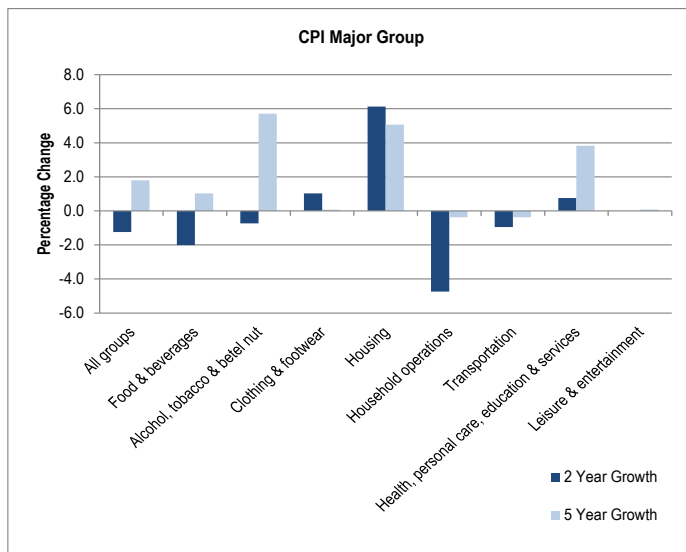
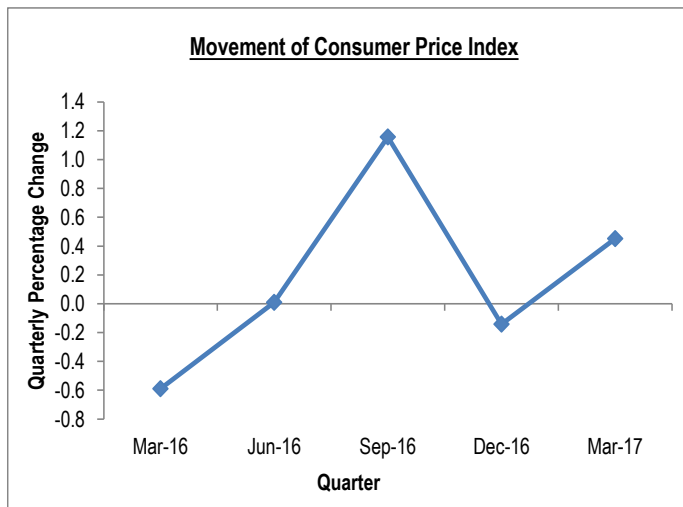
P. O. Box 6011, Melekeok, Republic of Palau 96939
Tel. (680) 767-1269/1270 Fax. (680) 767-5642

Email: ops@palaugov.org ; Web address: <http://www.palaugov.org/budgetandplanning/>

MARCH 2017 QTR KEY FIGURES

Major Groups	QTR on QTR % Change	YR on YR % Change
Food & Beverage	0.8	2.7
Alcohol, tobacco & betel nut	0.0	0.1
Clothing & Footwear	-7.4	-4.5
Housing	2.1	5.1
Household Operations	0.1	0.1
Transportation	0.6	1.7
Health, Personal care, Education & Services	0.3	1.9
Leisure & Entertainments	1.5	0.0
ALL GROUPS	0.5	1.5

Source: Bureau of Budget & Planning, MOF



MARCH 2017 QTR KEY POINTS

- All groups saw an increase of 0.5% over the last quarter. Groups that showed significant increases were Housing group, Leisure & Entertainment group, Food & Beverages group, and Transportation group at 2.1%, 1.5%, 0.8% and 0.6% respectively. Items that contributed the most to these increase include rent, dog food, eggs, and gasoline. One group that showed a significant decrease of 7.4% is Clothing & Footwear group; item that contributed to this decrease includes the price change of shirts. The remaining groups saw little or no change this quarter.
- The annual increase of 1.5% for the last 12 months was largely driven by Housing group, Food & Beverages, Health, Personal care, Education & Services, and Transportation group which saw an increase of 5.1% 2.7% 1.9% and 1.7% respectively. Items that contributed the most to these groups' increase includes rent, household maintenance, motor fuel and oil, and education. On the other hand, Clothing & Footwear group saw a significant decrease of 4.5% respectively. The price change of clothing contributed to this decrease.



**Ministry of Finance
Bureau of Budget & Planning
Office of Planning & Statistics**

P. O. Box 6011, Melekeok, Republic of Palau 96939
Tel. (680) 767-1269/1270 Fax. (680) 767-5642

Email: ops@palaugov.org ; Web address: <http://www.palaugov.org/budgetandplanning>

MARCH 2017 QTR KEY FIGURES

Imports	Total FOB Value 1st Qtr 2016	Total FOB Value 1st Qtr 2017	% Change
Live Animals; animal products	2,367,302	1,984,789	-16.2
Vegetable products	1,511,861	1,495,431	-1.1
Prepared foodstuffs, beverages, spirits & tobacco	4,754,448	5,000,544	5.2
Mineral products	5,677,345	7,447,186	31.2
Chemicals and allied products	2,962,190	1,986,609	-32.9
Articles of stone, plaster, cement, glass & ceramic products	250,600	245,227	-2.1
Base metals & articles thereof	1,811,005	2,123,052	17.2
Machinery & mechanical & electrical appliances & parts	5,404,948	6,153,686	13.9
Vehicles, aircraft & associated transport equipment	3,336,809	3,254,439	-2.5
Miscellaneous manufactured articles	1,623,218	872,458	-46.3
Other Imports	6,078,595	5,556,585	-8.6
Total	35,778,322	36,120,006	1.0

Source: Bureau of Customs & Border Protection, MOF and Bureau of Budget & Planning, MOF

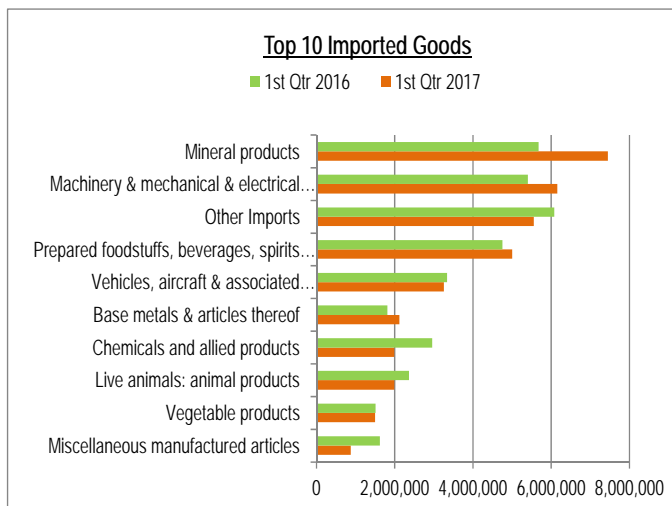
Ocean Cargo Carriers' Inbound Containers

Type	Total Containers 1st Qtr 2016	Total Containers 1st Qtr 2017	% Change
20'D	400	409	2.3
40'D	254	225	-11.4
20'R	32	94	193.8
40'R	45	33	-26.7
Total	731	761	4.1

Source: Division of Marine Transportation, MPIIC

MARCH 2017 QTR KEY POINTS

- Overall, total imports increased by about 1% over the same period last year.
- Mineral products saw a significant increase of 31% mainly driven by the increased volume of fuel import.
- Base metals & articles thereof also showed an increase of 17% due to imports of iron steel, base metal and other construction materials.
- Miscellaneous manufactured articles group showed a decline of 46%. Import of furnitures such as mattresses, beddings and lamps contributed to last year's high number.
- Other imports include Animal or vegetable oils & fats, Arms and ammunition, parts & accessories thereof, Footwear, headgear, umbrellas & parts thereof, Pearls, precious & semi-precious stones & metals, Photographic & optical, medical & surgical goods & clocks/watches & musical instruments, Plastic, rubber & articles thereof, Raw hides, skins, leather articles & travel goods, Textiles & textile articles, Wood pulp, paper & paperboard & articles thereof, Wood, cork & articles thereof & plaiting material, and Works of art, collectors pieces & antiques.
- The table on the top right corner shows the number of inbound containers by size and type. The overall number increased by about 4% over the same quarter last year.





Ministry of Finance
Bureau of Budget & Planning
Office of Planning & Statistics

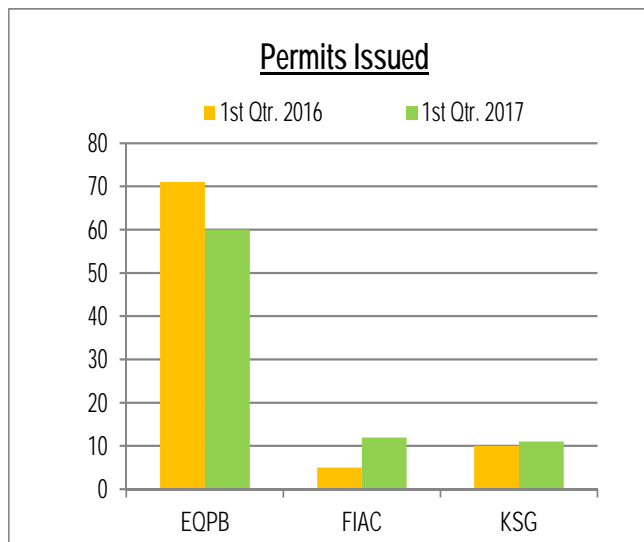
P. O. Box 6011, Melekeok, Republic of Palau 96939
Tel. (680) 767-1269/1270 Fax. (680) 767-5642

Email: ops@palaugov.org ; Web address: <http://www.palaugov.org/budgetandplanning>

MARCH 2017 QTR KEY FIGURES-FIAC

Industry	FIAC Issued 1 st Qtr 2016	FIAC Issued 1 st Qtr 2017
Wholesale and retail trade; repair of motor vehicles	0	1
Transportation and storage	0	1
Accommodation and food service activities	4	7
Financial and insurance activities	0	1
Professional, scientific and technical activities	1	2
Total	5	12

Source: Foreign Investment Board, ROP



MARCH 2017 QTR KEY FIGURES-KSG

Type	Building Permits 1 st Qtr 2016	Building Permits 1 st Qtr 2017
Commercial	6	3
Government	0	3
Residential	4	5
Total	10	11

Source: Building & Zoning, Koror State Government

MARCH 2017 QTR KEY FIGURES-EQPB

Type	Earthmoving Permits Issued 1 st Qtr 2016	Earthmoving Permits Issued 1 st Qtr 2017
Commercial	14	14
Government	23	21
Residential	34	25
Total	71	60

Source: Environmental Quality Protection Board, ROP

MARCH 2017 QTR KEY POINTS

- Overall, FIAC licenses issued this quarter increased by 7 compared to the same quarter last year. A total of 12 new licenses were issued this quarter with Accommodation and Food Service Activities contributing the highest. Licenses issued for this industry were mostly for hotel development.
- Building Permits issued this quarter by KSG-Building & Zoning increased by 1 over the same period last year. A total of 11 building permits were issued this quarter with a total stated value of \$41,659,217.
- Earthmoving permits issued for this quarter declined by 11 over the same period last year. A total of 60 earthmoving permits were issued this quarter with residential permits contributing the highest. All of the earthmoving activities in the Republic of Palau with the exception of agricultural/funeral practices require an earthmoving permit from EQPB, whereas, building permits issued by KSG-Building & Zoning are only applicable to projects in Koror State.