



**Ministry of Finance  
Bureau of Budget & Planning  
Office of Planning & Statistics**

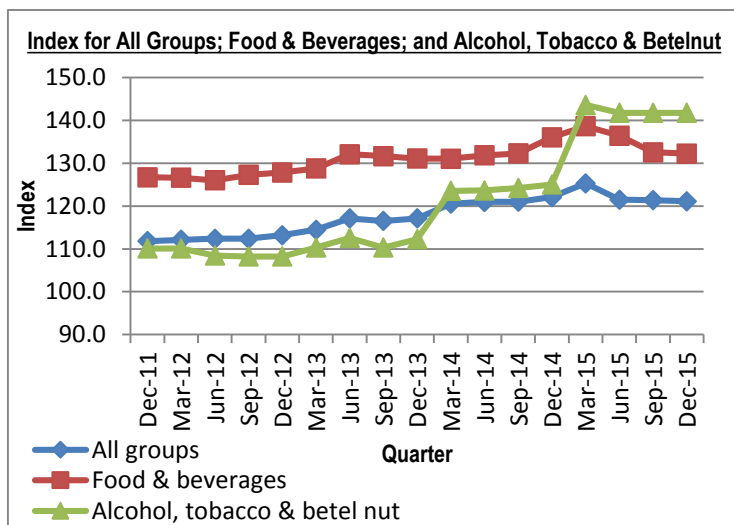
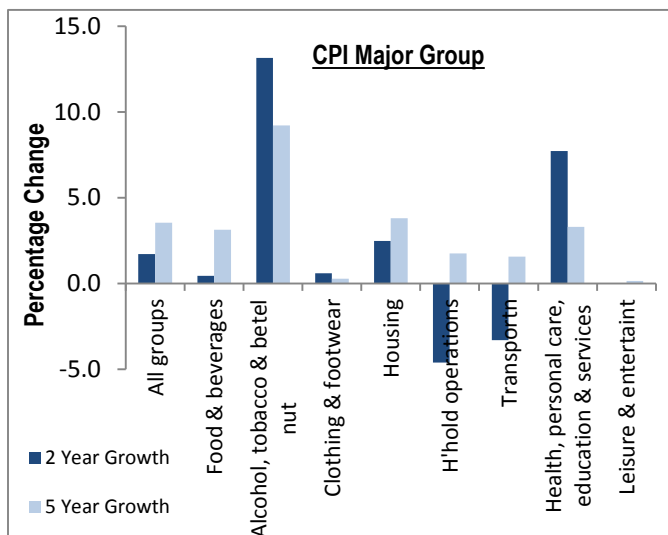
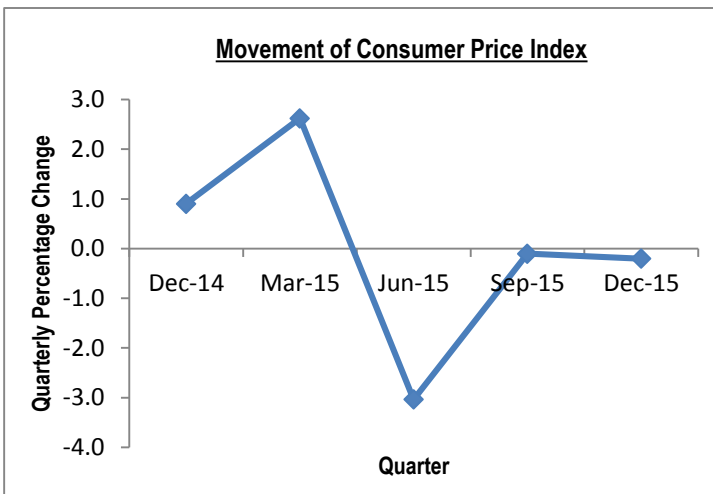
P. O. Box 6011, Melekeok, Republic of Palau 96939  
Tel. (680) 767-1269/1270 Fax. (680) 767-5642

Email: [ops@palaugov.org](mailto:ops@palaugov.org); Web address: <http://www.palaugov.org/budgetandplanning/>

**DECEMBER 2015 QTR KEY FIGURES**

Major Groups	QTR on QTR % Change	YR on YR % Change
Food & Beverage	-0.2	-2.8
Alcohol, tobacco & betel nut	0.0	13.4
Clothing & Footwear	2.0	1.9
Housing	1.5	4.3
Household Operations	0.0	-9.5
Transportation	-1.1	-6.0
Health, Personal care, Education & Services	-1.3	-0.3
Leisure & Entertainments	0.0	0.0
<b>ALL GROUPS</b>	<b>-0.2</b>	<b>-0.8</b>

Source: Bureau of Budget & Planning, MOF



**DECEMBER 2015 QTR KEY POINTS**

- All groups saw a slight decrease of 0.2% over the last quarter. Health, personal care, education & services, and the Transportation group saw a decrease of 1.3% and 1.1% respectively. On the other hand, Clothing & footwear and Housing group saw an increase of 2.0% and 1.5% respectively. The decline in fuel prices and educational supplies this quarter are some of the factors to these groups' decrease.
- The annual decrease of 0.8% for the last 12 months was largely due to the Household operations and the Transportation group which saw a decrease of 9.5% and 6.0% respectively. The decrease in both fuel price and the monthly electricity bill are some of the major cause for these groups' decrease.



**Ministry of Finance  
Bureau of Budget & Planning  
Office of Planning & Statistics**

P. O. Box 6011, Melekeok, Republic of Palau 96939  
Tel. (680) 767-1269/1270 Fax. (680) 767-5642

Email: [ops@palaugov.org](mailto:ops@palaugov.org) ; Web address: <http://www.palaugov.org/budgetandplanning>

**DECEMBER 2015 QTR KEY FIGURES**

Imports	Total FOB Value 4 <sup>th</sup> Qtr 2014	Total FOB Value 4 <sup>th</sup> Qtr 2015	% Change
Live Animals; animal products	2,487,716	2,343,168	-5.8
Vegetable products	1,650,041	1,817,459	10.1
Prepared foodstuffs, beverages, spirits & tobacco	4,789,958	5,890,903	23.0
Mineral products	12,174,575	7,297,501	-40.1
Chemicals and allied products	2,014,129	2,179,646	8.2
Articles of stone, plaster, cement, glass & ceramic products	326,162	462,435	41.8
Base metals & articles thereof	1,388,266	1,693,748	22.0
Machinery & mechanical & electrical appliances & parts	7,806,364	6,603,213	-15.4
Vehicles, aircraft & associated transport equipment	3,479,831	5,077,168	45.9
Miscellaneous manufactured articles	1,274,459	1,491,475	17.0
Other Imports	4,738,068	5,133,162	8.3
<b>Total</b>	<b>42,129,568</b>	<b>39,989,878</b>	<b>-5.1</b>

Source: Bureau of Customs & Border Protection, MOF and Bureau of Budget & Planning, MOF

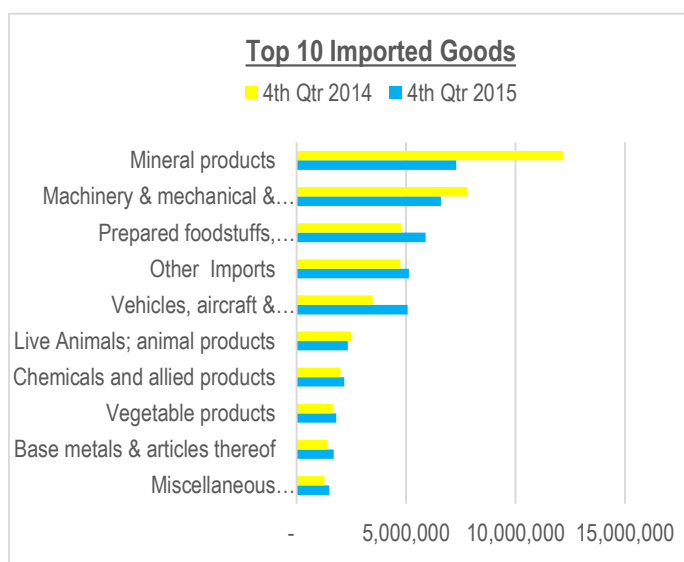
**Ocean Cargo Carriers' Inbound Containers**

Type	Total Containers 4 <sup>th</sup> Qtr 2014	Total Containers 4 <sup>th</sup> Qtr 2015	% Change
20'D	416	502	20.7
40'D	177	342	93.2
20'R	24	26	8.3
40'R	56	47	-16.1
<b>Total</b>	<b>673</b>	<b>917</b>	<b>36.3</b>

Source: Division of Marine Transportation, MPIC

**DECEMBER 2015 QTR KEY POINTS**

- Overall, total imports declined by 5% over the same period last year.
- Vehicles, aircraft & associated transport equipment group saw a significant increase of 46% due to high imports of used cars and boats.
- Articles of stone, plaster, cement, glass & ceramic products group trail with a 42% increase due to large imports of ceramic products.
- Base metals and articles thereof, saw an increase of 22%. High imports of steel, iron and aluminum contributed to this increase.
- Again, Mineral products, which include fuel imports saw a decline of 40% due to the continued global drop of oil prices.
- Other imports include Animal or vegetable oils & fats, Arms and ammunition, parts & accessories thereof, Footwear, headgear, umbrellas & parts thereof, Pearls, precious & semi-precious stones & metals, Photographic & optical, medical & surgical goods & clocks/watches & musical instruments, Plastic, rubber & articles thereof, Raw hides, skins, leather articles & travel goods, Textiles & textile articles, Wood pulp, paper & paperboard & articles thereof, Wood, cork & articles thereof & plaiting material, and Works of art, collectors pieces & antiques.
- The table on the top right corner shows the number of inbound containers by size and type. The overall number increased by about 36% over the same quarter last year.





**Ministry of Finance**  
**Bureau of Budget & Planning**  
**Office of Planning & Statistics**

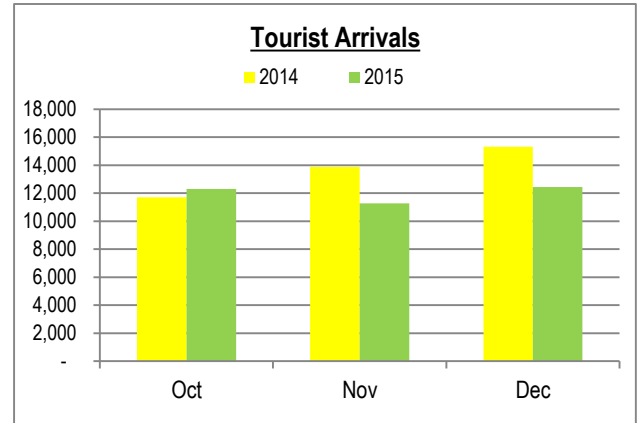
P. O. Box 6011, Melekeok, Republic of Palau 96939  
 Tel. (680) 767-1269/1270 Fax. (680) 767-5642

Email: [ops@palaugov.org](mailto:ops@palaugov.org) ; Web address: <http://www.palaugov.org/budgetandplanning>

**DECEMBER 2015 QTR KEY FIGURES**

Purpose of Entry	Arrivals 4 <sup>th</sup> Qtr 2014	Arrivals 4 <sup>th</sup> Qtr 2015	% Change
Tourist	40,901	36,009	-12.0
Business	408	455	11.5
Employment	991	976	-1.5
Others	463	811	75.2
<b>Total Excluding Residents</b>	<b>42,763</b>	<b>38,251</b>	<b>-10.6</b>

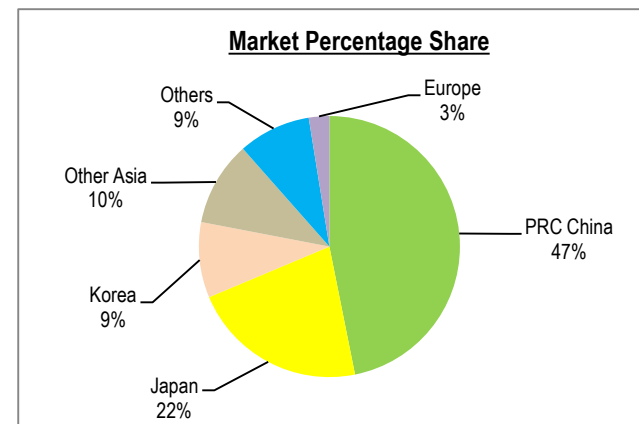
Source: Palau Visitors Authority



**DECEMBER 2015 QTR KEY FIGURES**

Country of Nationality	Tourist & Business Arrivals 4 <sup>th</sup> Qtr 2014	Tourist & Business Arrivals 4 <sup>th</sup> Qtr 2015	%Change
Australia/New Zealand	305	227	-25.6
Europe	1,131	926	-18.1
FSM	133	93	-30.1
Germany	406	251	-38.2
Japan	8,503	7,956	-6.4
Korea	3,519	3,408	-3.2
Philippines	210	295	40.5
PRC China	19,780	17,083	-13.6
ROC Taiwan	4,516	3,522	-22.0
US/Canada	2,249	2,272	1.0
Others	557	431	-22.6
<b>Total</b>	<b>41,309</b>	<b>36,464</b>	<b>-11.7</b>

Source: Palau Visitors Authority



**DECEMBER 2015 QTR KEY POINTS**

- The total number of visitors this quarter was 38,251, a decrease of 11% compared to the same period last year.
- Business and Other arrivals saw an increase of 12% and 75%, respectively.
- Employment arrivals saw a slight decline of about 2%, compared to the same period last year.
- PRC China, which was the leading market amongst other countries for the past year, saw a decline of about 14% over the same quarter last year. Key markets including Japan, Korea and ROC Taiwan declined by 6%, 3% and 22%, respectively. Based on reports from the Palau Visitors Authority, reduced chartered and scheduled flights by Japan Airlines and China Airlines contributed to the decline of visitors.

For more information contact Office of Planning & Statistics at 767-1269/1270 or Email to [ops@palaugov.org](mailto:ops@palaugov.org)



**Ministry of Finance  
Bureau of Budget & Planning  
Office of Planning & Statistics**

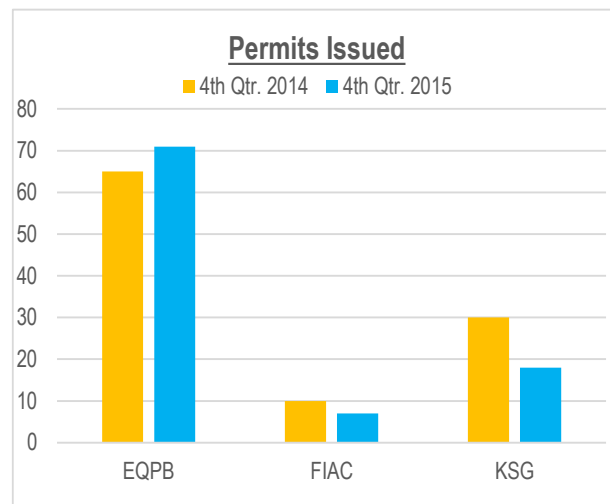
P. O. Box 6011, Melekeok, Republic of Palau 96939  
Tel. (680) 767-1269/1270 Fax. (680) 767-5642

Email: [ops@palaugov.org](mailto:ops@palaugov.org) ; Web address: <http://www.palaugov.org/budgetandplanning/>

**DECEMBER 2015 QTR KEY FIGURES-FIAC**

Industry	FIAC Issued 4 <sup>th</sup> Qtr 2014	FIAC Issued 4 <sup>th</sup> Qtr 2015
Agriculture and forestry	-	1
Accommodation and food service activities	8	2
Financial and insurance activities	-	2
Professional, scientific and technical activities	1	-
Arts, entertainment and recreation	-	1
Other service activities	1	1
<b>Total</b>	<b>10</b>	<b>7</b>

Source: Foreign Investment Board, ROP



**DECEMBER 2015 QTR KEY FIGURES-KSG**

Type	Building Permits 4 <sup>th</sup> Qtr 2014	Building Permits 4 <sup>th</sup> Qtr 2015
Commercial	13	4
Government	5	5
Residential	12	9
<b>Total</b>	<b>30</b>	<b>18</b>

Source: Building & Zoning, Koror State Government

**DECEMBER 2015 QTR KEY POINTS**

- Overall, FIAC licenses issued this quarter dropped by 3 compared to the same quarter last year. A total of 7 licenses were issued this quarter with a total declared investment of about \$25,859,526.
- Building Permits issued this quarter by KSG-Building & Zoning dropped by 12 over the same period last year. A total of 18 building permits were issued with residential contributing the highest with a total stated value of about \$127,801.
- Earthmoving permits issued for this quarter increased by 6 over the same period last year. A total of 71 permits were issued with residential contributing the highest. Permits issued to Government were mostly for road and dock improvements. All of the earthmoving activities in the Republic of Palau with the exception of agricultural/funeral practices require an earthmoving permit from EQPB, whereas, building permits issued by KSG-Building & Zoning are only applicable to projects in Koror State.

**DECEMBER 2015 QTR KEY FIGURES-EQPB**

Type	Earthmoving Permits Issued 4 <sup>th</sup> Qtr 2014	Earthmoving Permits Issued 4 <sup>th</sup> Qtr 2015
Commercial	22	21
Government	15	20
Residential	28	30
<b>Total</b>	<b>65</b>	<b>71</b>

Source: Environmental Quality Protection Board, ROP