



Ministry of Finance
Bureau of Budget & Planning
Office of Planning & Statistics

P. O. Box 6011, Melekeok, Republic of Palau 96939
 Tel. (680) 767-1269/1270 Fax. (680) 767-5642

Email: ops@palaugov.org ; Web address: <http://www.palaugov.org/budgetandplanning/>

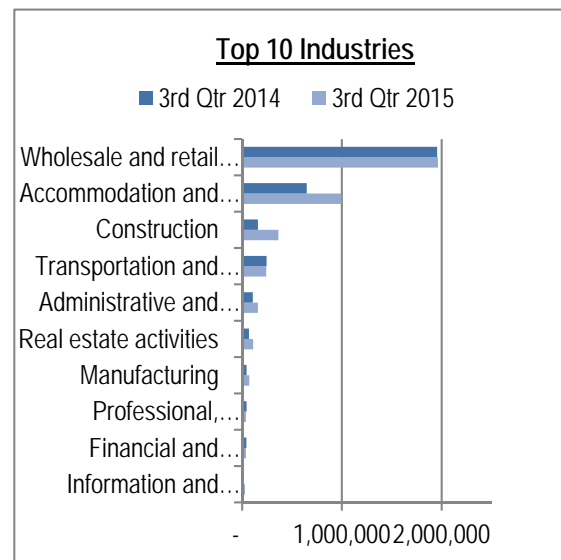
SEPTEMBER 2015 QTR KEY FIGURES

INDUSTRY	Total BGRT September Qtr 2014 (\$)	Total BGRT September Qtr 2015 (\$)	%Change	Total Number of BGRT Non-filers September Qtr 2014	Total Number of BGRT Non-filers September Qtr 2015
Agriculture and forestry	4,052	9,003	122.2	6	9
Fisheries	15,950	11,412	-28.5	12	13
Mining and quarrying	11,800	24,294	105.9	-	2
Manufacturing	44,113	71,539	62.2	6	6
Construction	158,868	363,444	128.8	17	43
Wholesale & retail trade; repair of motor vehicles and motorcycles	1,954,677	1,962,391	0.4	73	106
Transportation and storage	245,619	241,861	-1.5	23	34
Accommodation and food service activities	647,835	995,562	53.7	33	47
Financial and insurance activities	43,006	37,572	-12.6	4	9
Real estate activities	69,293	110,136	58.9	37	51
Professional, scientific and technical activities	44,025	38,766	-11.9	13	26
Administrative and support service activities	107,164	158,858	48.2	23	48
Other service activities	25,612	25,495	-0.5	35	23
Other industries	39,527	59,427	50.3	8	13
TOTAL	3,411,542	4,109,760	20.5	291	430

Source: Division of Rev. & Tax, MOF and Bureau of Budget & Planning, MOF

SEPTEMBER 2015 QTR KEY POINTS

- Total BGRT collected this quarter increased by approximately 21% compared to the same quarter last year.
- Agriculture & forestry industry saw an increase of about 122% as several businesses filed more earnings this period compared to the same period last year. Production has picked up after typhoon Bopha and Haiyan that devastated the agriculture and forestry industry in 2012 and 2013.
- Mining & quarrying industry and Construction industry increased by 106% and 129% respectively; mainly due to the renovation of secondary roads and also the construction of commercial projects reflected on the earthmoving permits issued by EQPB. Commercial projects includes and are not limited to the construction and renovations of hotels, resorts and apartments.
- Administrative & support service activities and Accommodation & food service activities saw increases of 48% and 54% respectively; largely connected to the increase of tourist arrivals.
- Other industries, which decreased by about 50%, include Water Supply, Sewerage, Waste Management; Information and Communication; Education; Human Health and Social Work; and Arts, Entertainment and Recreation
- Total BGRT Non-filers include all registered businesses with active business status that failed to file quarterly GRT.
- The total number of Non-Filers this quarter has increased by 139 compared to the same quarter last year.





Ministry of Finance
Bureau of Budget & Planning
Office of Planning & Statistics

P. O. Box 6011, Melekeok, Republic of Palau 96939
 Tel. (680) 767-1269/1270 Fax. (680) 767-5642

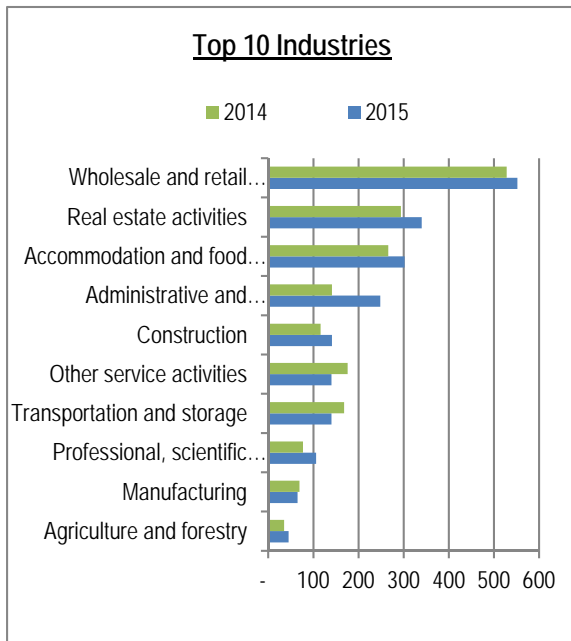
Email: ops@palaugov.org Web address: <http://www.palaugov.org/budgetandplanning/>

SEPTEMBER 2015 QTR KEY FIGURES

INDUSTRY	Total Registered Business License 2014	Total Registered Business License 2015	% Change
Agriculture and forestry	35	45	29.6
Fisheries	46	33	-28.3
Mining and quarrying	8	10	25.0
Manufacturing	69	65	-5.8
Construction	116	141	21.6
Wholesale and retail trade	528	552	4.5
Transportation and storage	168	140	-16.7
Accommodation and food service activities	266	302	13.5
Real estate activities	294	340	15.6
Professional, scientific & technical activities	77	106	37.7
Administrative and support service activities	141	248	75.9
Other service activities	176	140	-20.5
Other Industries**	97	105	8.2
Total	2,021	2,227	10.2

Source: Division of Rev. & Tax, MOF and Bureau of Budget & Planning, MOF

SEPTEMBER 2015 QTR KEY POINTS



- Business Licenses must be renewed by December 31st of each year to avoid penalty and interest fees. The table above shows the cumulative number of business licenses issued for year 2014 and 2015.
- To date, there have been a total of 2,227 licenses issued for business year 2015.
- The Fishing industry experienced a drop of approximately 28% with 33 business licenses issued to date, whereas 3 of them are new establishments, 30 are renewed licenses while, 13 businesses did not renew their licenses.
- The 76% increase in Administrative and support service activities industry is a combination of 69 new business establishments with the majority of it being tourism related support service activities. While, 179 are renewed licenses.
- Professional, scientific & technical activities also saw an increase of approximately 38%. This increase includes 20 new establishments with the majority being consultancies along with 86 renewed license.
- Other industries include Water Supply, Sewerage, Waste Management, Information and Communication, Financial and insurance activities, Education, Human Health and Social Work, and Arts, Entertainment and Recreation.



**Ministry of Finance
Bureau of Budget & Planning
Office of Planning & Statistics**

P. O. Box 6011, Melekeok, Republic of Palau 96939
Tel. (680) 767-1269/1270 Fax. (680) 767-5642

Email: ops@palaugov.org ; Web address: <http://www.palaugov.org/budgetandplanning/>

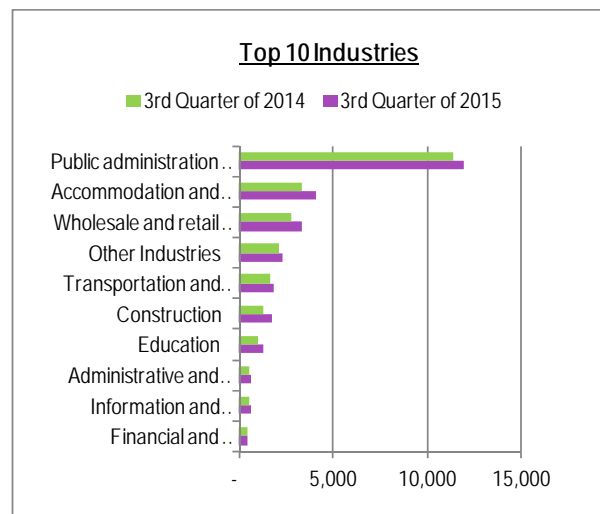
SEPTEMBER 2015 FIGURES

INDUSTRY	Total Wages 3 rd Qtr 2014 (in USD'000)	Total Wages 3 rd Qtr 2015 (in USD'000)	% Change
Agriculture	108	117	8.3
Fisheries	131	121	-7.9
Mining and quarrying	158	177	11.9
Manufacturing	271	307	13.4
Construction	1,341	1,735	29.3
Wholesale and retail trade	2,760	3,335	20.8
Transportation and storage	1,714	1,852	8.1
Accommodation and food service activities	3,307	4,135	25.1
Financial and insurance activities	416	446	7.4
Information and communication	571	602	5.3
Real estate activities	233	283	21.8
Professional, scientific and technical activities	369	414	12.0
Administrative and support service activities	547	608	11.2
Public administration and defence	11,346	11,970	5.5
Education	1,059	1,276	20.5
Other Industries	2,157	2,330	8.0
TOTAL	26,488	29,707	12.2

Source: Social Security Administration; Bureau of Budget & Planning, MOF

SEPTEMBER 2015 KEY POINTS

- Overall wages collected this quarter increased by slightly over 12% compared to the same period last year.
- Construction and Mining & quarrying industries saw increases of 29% and 12% respectively; likely due to the secondary road repair and construction of commercial and residential projects in Koror.
- Tourism related industries such as Accommodation and food service activities, Wholesale & retail trade and Transportation & storage all showed increases in line with the increase in visitor arrivals.
- Other Industries include Water supply; sewerage, waste management and remediation activities, Activities of extraterritorial organizations and bodies, Arts, entertainment and recreation, Human health and social work activities, Electricity, gas, steam and air conditioning supply, Activities of household as employers, undifferentiated goods- and services-producing activities of households for own use, and Other service activities.





**Ministry of Finance
Bureau of Budget & Planning
Office of Planning & Statistics**

P. O. Box 6011, Melekeok, Republic of Palau 96939
Tel. (680) 767-1269/1270 Fax. (680) 767-5642

Email: ops@palaugov.org ; Web address: <http://www.palaugov.org/budgetandplanning/>

SEPTEMBER 2015 QTR KEY FIGURES

INDUSTRY	Average Employed 3 rd Qtr 2014	Average Employed 3 rd Qtr 2015	% Change
Agriculture and forestry	111	114	2.7
Fisheries	88	74	-15.9
Mining and quarrying	61	68	11.5
Manufacturing	167	171	2.4
Construction	755	805	6.7
Wholesale and retail trade	1,505	1,575	4.7
Transportation and storage	763	807	5.8
Accommodation and food service activities	1,646	1,799	9.3
Information and communication	163	162	-0.6
Real estate activities	149	169	13.4
Administrative & support service activities	256	326	27.3
Public administration and defence	3,030	3,070	1.3
Education	393	400	1.9
Other service activities	285	271	-4.7
Activities of households as employers; undifferentiated goods	692	714	3.2
Other Industries	618	657	6.3
TOTAL	10,681	11,183	4.7

Source: Social Security Administration and Bureau of Budget & Planning, MOF

SEPTEMBER 2015 QTR KEY POINTS

- Quarterly employment numbers are derived by averaging total number of people filing returns at the end of the quarter. Industry employment counts are classified based on the business activity as disclosed on their Social Security activity description.
- Overall, the total average employment increased by approximately 5% compared to the same period last year.
- Infrastructure related industries, such as Mining and quarrying and Construction showed increases, largely due to the secondary road repair and construction of commercial and residential projects in Koror.
- Accommodation and food service activities and Real estate activities particularly apartment/space rental experienced increases likely connected to the increase in visitor arrivals.
- Other industries include Water Supply; sewerage, waste management and remediation activities, Activities of Extraterritorial organizations and bodies, Arts, entertainment and recreation, Human Health and social work activities, Electricity, gas, steam and air conditioning supply, Financial and insurance activities, and Professional, scientific and technical activities.

